



**# 2 cm**  
MADE IN FLORIM

**OUTDOOR**



**FLORIM**

# FLORIM È CERTIFICATA B CORP

## FLORIM IS B CORP CERTIFIED

Guardiamo al business come una forza positiva in grado di generare profitto e allo stesso tempo creare un impatto virtuoso sulle persone e sull'ambiente. Da sempre.

Le nostre scelte, giorno dopo giorno, ci hanno portato a migliorare il nostro modo di fare impresa.

<sup>2</sup> *We conceive the business as a positive force able to generate profits and at the same time create a virtuous impact on people and the environment. Since forever.*

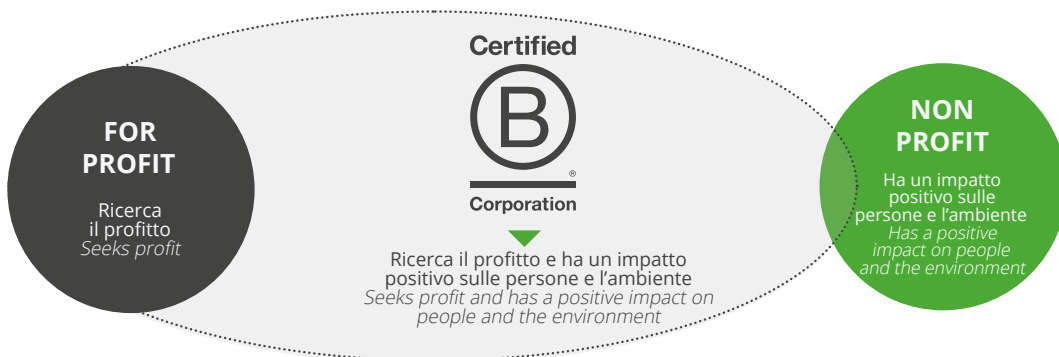
*Our choices, day after day, have led us to improve our way of doing business.*

### COSA SIGNIFICA ESSERE B CORP?

Ci siamo misurati con i **più alti standard di performance sociale e ambientale** e dopo un lungo e rigoroso processo di verifica **siamo diventati B Corp.**

Le aziende che riescono a ottenere questa certificazione sono le più evolute al mondo in termini di impatto positivo sia sociale che ambientale.

Costituiscono un movimento globale di 'Purpose Driven Businesses' che ha l'obiettivo di diffondere un nuovo **paradigma economico**, che vede le imprese come protagoniste nel **rigenerare la società**.



Certified



Corporation



Guarda il video *"Essere sostenibili è una scelta quotidiana"* con i volti di alcune delle "persone Florim" che ogni giorno contribuiscono a rendere l'azienda sempre più responsabile.

Watch the video *"Being sustainable is a daily choice"* with the faces of some of the "Florim people" who contribute to making the company even more responsible, every day.

### WHAT DOES IT MEAN TO BE B CORP?

We vied with the **highest social and environmental performance standards**, and after a long and scrupulous verification process, **we became B Corp.**

Companies that succeed in obtaining this certification are the most evolved in the world in terms of their positive social and environmental impact.

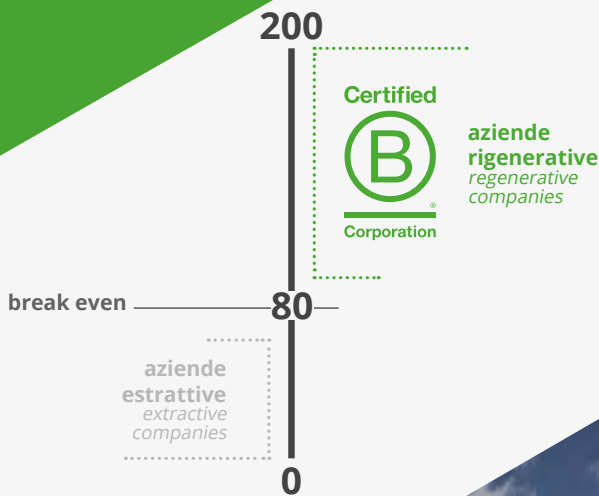
They constitute a global movement of 'Purpose Driven Businesses' whose aim is to diffuse a **new economic paradigm**, whereby companies are the drivers of **social regeneration**.

## BUSINESS RIGENERATIVO

È in corso un **cambiamento culturale** epocale di cui siamo orgogliosi di essere parte. Uno dei principi fondamentali di tutte le B Corp è quello di adottare un business rigenerativo che si contrappone a quello estrattivo.

Rigenerare significa non solo diminuire l'impatto sulla natura e sull'ambiente che ci circonda, ma addirittura produrre effetti positivi, creando valore condiviso nella società e rigenerando la biosfera.

Diventano B Corp solo quelle aziende che misurano il loro impatto complessivo attraverso il Benefit Impact Assessment (BIA) superando il punteggio di 80 (in una scala da 0 a 200) ed entrando così in una élite di imprese **rigenerative**. Chi non supera questa soglia viene considerata **azienda estrattiva** ovvero per funzionare consuma risorse economiche, sociali e ambientali superiori di quanto sia in grado di generare come output.



## REGENERATIVE BUSINESS

An historical **cultural shift** is under way, of which we are proud to be a part. One of the underlying principles of all B Corps is the adoption of a regenerative business model as opposed to an extractive one.

Regenerating means not only reducing the impact of business on our surrounding nature and environment, but also producing **positive effects, creating shared value in society and regenerating the biosphere**.

Only those companies that measure their overall impact through the Benefit Impact Assessment (BIA) exceeding the score of 80 points can be certified as B Corp, joining an elite of **regenerative companies**. Anyone who does not exceed this threshold is considered an **extractive company** or, in order to function, they consume higher economic, social and environmental resources than they are able to generate as output.

## IL PUNTEGGIO DI FLORIM

Il punteggio conseguito da Florim Italia è di 98,1 punti e il consolidato, che comprende la consociata americana, è di 90,9 punti. Così il Gruppo Florim rientra tra le 3.700 B Corp al mondo.

Sono oltre 140.000 le aziende che stanno cercando di ottenere la certificazione, nel rispetto di **severissimi standard di trasparenza e sostenibilità**.

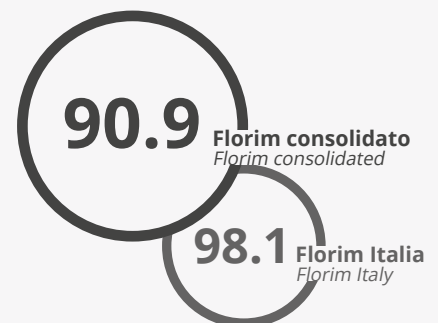
Solo il 3% riesce a superare l'iter di verifica imposto da **B Lab**, ente certificatore di origine americana che oggi opera a livello globale.

## FLORIM'S SCORE

Florim Italia score is 98.1 points and the consolidated, which includes the American subsidiary, is 90.9 points. Florim Group is now one of the 3,700 B Corps throughout the world.

More than 140,000 companies are currently seeking to obtain the certification **in compliance with the strictest transparency and sustainability standards**.

Only 3% manage to pass the verification process implemented by **B Lab**, the US certifying body that currently operates on a global scale.





# OUTDOOR

- **PAVIMENTO SPESSORATO**  
**outdoor**

Nuova soluzione in gres porcellanato spessorato per l'arredo esterno. Lastre in gres fine porcellanato colorato a spessore di 2 cm ottenute da atomizzazione di argille pregiate, quarzi e ossidi metallici pressati a 400 kg/cm<sup>2</sup>, completamente sinterizzate a una temperatura di 1220 °C e poi sottoposte a squadratura con sistema di mole abrasive.

- **Campi di applicazione.**

Arredo esterno in abitazioni private:  
giardini, terrazze, patio, vialetti di ingresso, piscine.

Arredo esterno - interno in ambienti pubblici:  
aree industriali, arredo urbano, zone wellness e hospitality, piscine, parchi pubblici.



**spessore**  
**thickness**  
**épaisseur**  
**dicke**  
**espesor**  
**толщина**

• **# 2 EXTRA-THICK FLOOR**

New solution in extra-thick porcelain stoneware for outdoor tiling. 2 cm thick, coloured fine porcelain stoneware slabs obtained from atomizing high-class clays, quartzes and metal oxides pressed at 400 kg/cm<sup>2</sup>, completely sintered at a temperature of 1220 °C and then squared using a system of abrasive grinders.

• **Fields of application:**

Outdoor tiling in private dwellings (gardens, terraces, patios, entrance footpaths, pools).  
Outdoor - indoor tiling in public premises (industrial areas, urban areas, wellness and hospitality zones, pools, public parks).

• **SOL FORTE ÉPAISSEUR # 2 CM**

Nouvelle solution en grès cérame grande épaisseur pour l'aménagement extérieur. Dalles en grès cérame fin coloré pleine masse de 2 cm d'épaisseur, obtenues par atomisation d'argiles de qualité, de quartz et d'oxydes métalliques pressés à 400 kg/cm<sup>2</sup>, complètement frittées à une température de 1220 °C puis équerrées à l'aide d'un système de meules abrasives.

• **Applications:**

Aménagement extérieur d'habitations privées (jardins, terrasses, patios, allées d'entrée, piscines), aménagement extérieur-intérieur des lieux publics (zones industrielles, zones de bien-être et d'accueil, piscines, parcs publics).



- **EXTRA-DICKER FUSSBODENBELAG # 2**

Die neue Lösung aus extra-dickem Steinzeug für den Außenbereich. 2 cm dicke Platten aus farbigem Feinsteinzeug, hergestellt durch die Zerstäubung von wertvollen Tonerden; Quarzen und Metalloxiden, die mit 400 kg/cm<sup>2</sup> gepresst, bei einer Temperatur von 1220 °C komplett gesintert und danach mit einem Schleifscheibensystem abgeviert werden.

- **Anwendungsbereiche:**

Einrichtungen im privaten Außenbereich (Gärten, Terrassen, Patios, Zugangswege, Schwimmbäder), Einrichtungen im Außen- und Innenbereich von öffentlichen Anlagen (Industriegebiete, städtische Einrichtungen, Wellnessbereiche und Hospitality, Schwimmbäder, öffentliche Parks).

- **PAVIMENTO REFORZADO # 2**

Nueva solución de gres porcelánico reforzado para exteriores. Losas de fino gres porcelánico coloreado de 2 cm de espesor, obtenidas mediante la atomización de arcillas de calidad, cuarzos y óxidos metálicos prensados a 400 kg/cm<sup>2</sup>, completamente sinterizadas a una temperatura de 1220 °C y posteriormente sometidas a escuadrado mediante un sistema de muelas abrasivas.

- **Campos de aplicación:**

Decoración exterior de viviendas particulares (jardines, terrazas, patios, caminos de acceso, piscinas), decoración exterior e interior de ambientes públicos (áreas industriales, mobiliario urbano, zonas de bienestar y recepción, piscinas, parques públicos).

- **УТОЛЩЕННЫЙ ПОЛ # 2**

Новое решение из утолщенного керамогранита для оформления наружных пространств. Плиты из окрашенного по всей толщине керамогранита 2 см получены путем атомизации ценной глины, кварца и металлических оксидов, спрессованных с усилием 400 кг/см<sup>2</sup>, подверженных полному спеканию при температуре 1220 °C и затем торцовке кромок с использованием системы абразивных кругов.

- **Сфера применения:**

Оформление наружных пространств в частных домах (сады, террасы, внутренние дворики, дорожки, бассейны), оформление внутренних и наружных пространств в общественных местах (промышленные территории, городское благоустройство, зоны для велнеса и гостиничного назначения, бассейны, городские парки).



REX  
la roche di rex - la roche ecru 60x60 23 $\frac{3}{4}$ "x23 $\frac{3}{4}$ "





- Posa diretta su erba

- Direct installation on grass

- Pose direct sur de l'herbe

- Verlegung direkt auf Rasen

- Colocación directa sobre hierba

- Прямая укладка на траву





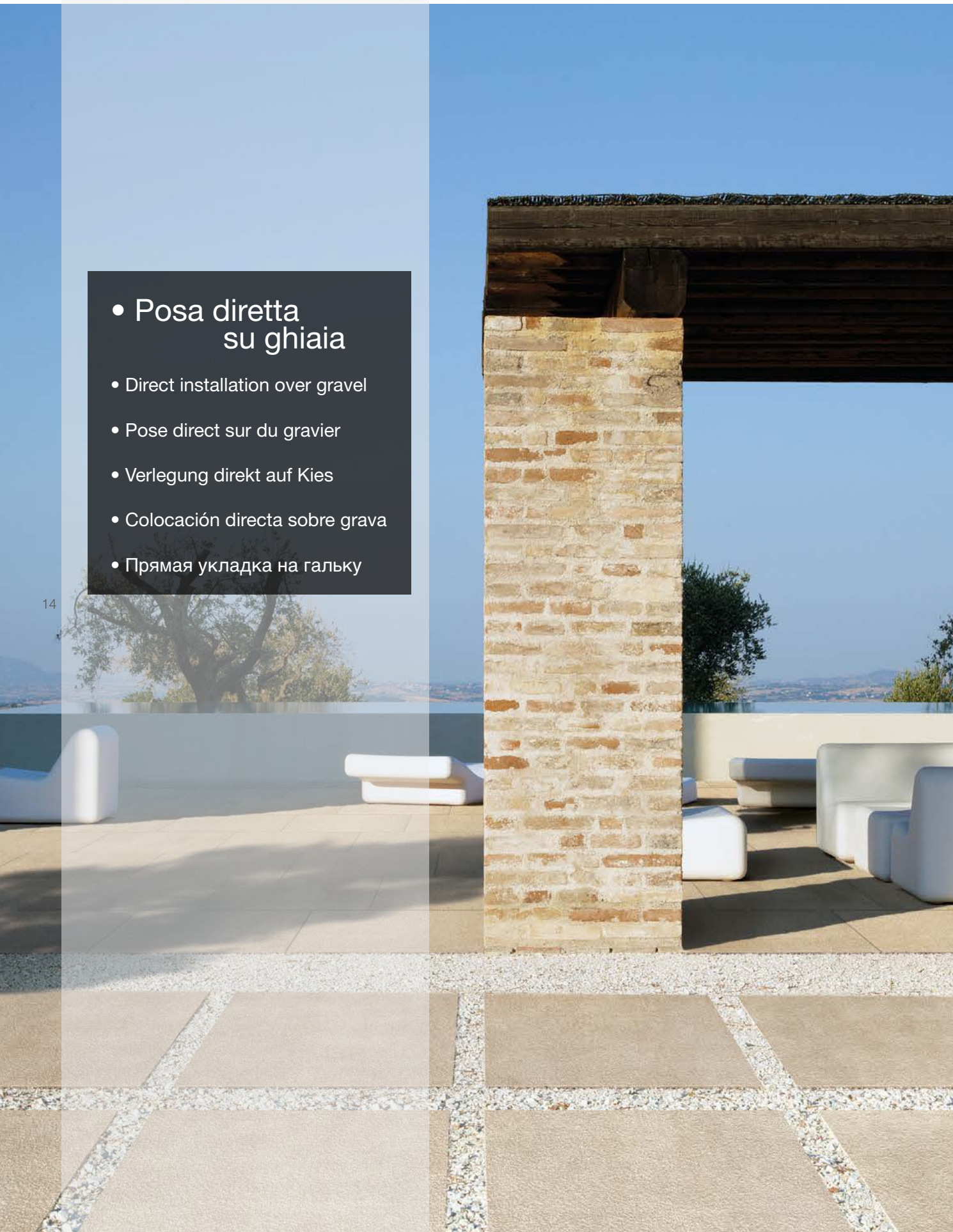


REX  
selection oak - amber oak 40x120 15<sup>3</sup>/<sub>4</sub>"x47<sup>1</sup>/<sub>4</sub>"



- Posa diretta  
su ghiaia

- Direct installation over gravel
- Pose direct sur du gravier
- Verlegung direkt auf Kies
- Colocación directa sobre grava
- Прямая укладка на гальку





FLOOR GRES  
INDUSTRIAL/ - taupe 60x60 23%<sup>5</sup>"x23%<sup>5</sup>"



CERIM  
NATURAL STONES OF CERIM - white 60x60 23 $\frac{3}{4}$ "x23 $\frac{3}{4}$ "












## • Posa su piedini fissi o regolabili

- Installation on fixed or adjustable feet
- Pose sur pieds fixes ou réglables
- Verlegung auf feststehende oder regulierbare Füße
- Colocación sobre pies fijos o regulables
- Укладка на фиксированных или регулируемых ножках











24







REX  
SELECTION OAK - amber oak 40x120 15¾"x47¼"



27

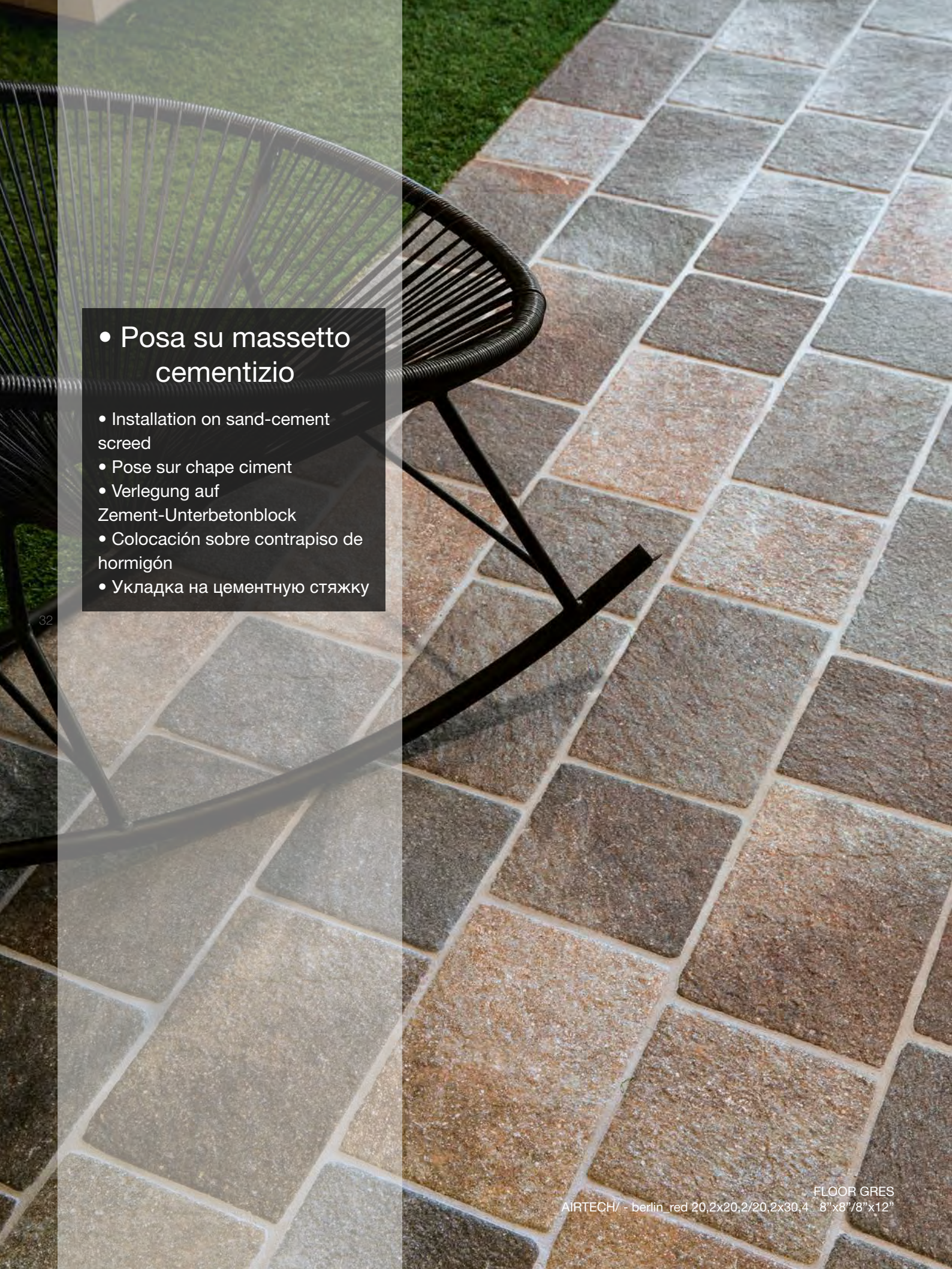






REX  
LA ROCHE DI REX - la roche grey 40x120 15¼"x47¼"





- Posa su massetto cementizio

- Installation on sand-cement screed
- Pose sur chape ciment
- Verlegung auf Zement-Unterbetonblock
- Colocación sobre contrapiso de hormigón
- Укладка на цементную стяжку







FLOOR GRES

AIRTECH/ - miami\_white 20,2x20,2/20,2x30,4 8"x8"/8"x12"







FLOOR GRES  
EARTHTECH/ - desert\_ground 60x120 23<sup>5</sup>/<sub>8</sub>"x47<sup>1</sup>/<sub>4</sub>"



38



39



FLOOR GRES  
RAWTECH/ - raw\_white 60x120 23 $\frac{5}{8}$ "x47 $\frac{1}{4}$ "





FLOOR GRES  
BUILDTECH/2.0 - build white CE 60x60 23<sup>5</sup>/<sub>8</sub>"x23<sup>5</sup>/<sub>8</sub>"

S E N S I *Matteo Thun*



CASADOLCECASA - Sensi Thun  
sand taupe 60x120 23 $\frac{5}{8}$ "x47 $\frac{1}{4}$ "



## FIELDS OF APPLICATION

### OUTDOOR TILING IN PRIVATE DWELLINGS



GARDENS



TERRACES



PATIOS



ENTRANCE  
FOOTPATHS



POOLS

### OUTDOORS AND HI-TRAFFIC INDOORS



INDUSTRIAL  
AREAS



URBAN  
SPACES



PUBLIC  
PARKS



WELLNESS AND  
HOSPITALITY AREAS

- Applicazioni
- Applications
- Applications
- Verlegung
- Aplicaciones
- Применения

## • Posa diretta su erba



### POSA SU MANTO ERBOSO: (giardini, gazebo, vialetti di ingresso, zone perimetrali in piscine private).

Il materiale risulta facilmente posabile su manto erboso; il sistema inoltre è rimovibile e riposizionabile, permettendo quindi massima flessibilità nella posa potendo essere installato sia con fuga minima, sia con fuga di 1 cm e oltre (passo giapponese).

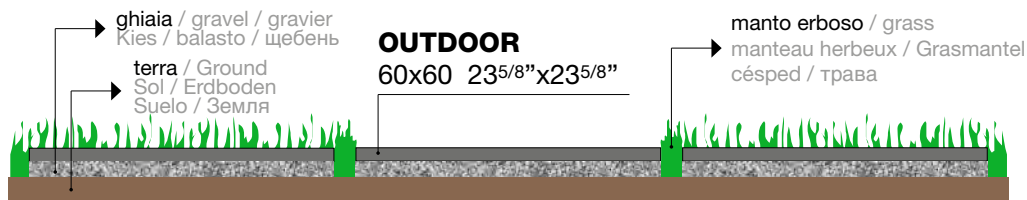
#### Consigli per l'installazione:

- Asportare il terreno sottostante alla zona dove si prevede di appoggiare la lastra per uno spessore di circa 5-6 cm.
- Applicare nella zona scavata un letto di ghiaia con granulometria costante per uno spessore di 3-4 cm circa e compattare il fondo.
- Appoggiare la lastra ceramica sul letto di ghiaia battere con martello di gomma per eliminare eventuali dislivelli.

#### Avvertenze:

Verificare che il livello della lastra sia pari a quello del manto erboso per evitare danneggiamenti in fase di taglio meccanico del prato. Sistema non applicabile in caso di passaggio di autovetture e/o carichi dinamici elevati.

45



#### • Direct installation on grass

**LAYING ON GRASS:** (gardens, gazebos, entrance footpaths, perimeter areas of private swimming pools)

The materials can be laid easily on grass; the system can also be removed and repositioned, thereby allowing maximum flexibility in laying as it can be installed either with a minimum joint, or with a joint of 1 cm and over (Japanese joint).

#### Advice for installation

Remove the underlying soil in the area where you want to place the slab, to a thickness of around 5-6 cm.

Apply an evenly graded gravel bed into the area you have cleared, to a thickness of around 3-4 cm, and compact the base layer

Rest the ceramic slab on the gravel bed and tap with a rubber hammer to eliminate any unevenness.

#### Warnings:

Check that the surface of the slab is level with the surface of the grass, in order to avoid damage when the grass is mowed mechanically. The system cannot be used in cases where motor vehicles and/or high dynamic loads transit.

#### • Verlegung direkt auf Rasen

**VERLEGUNG AUF RASEN:** (Gärten, Gazebos, Zugangswege, Umrandung von Privatschwimmbädern). Das Material ist einfach auf Rasenflächen zu verlegen; das System kann außerdem entfernt und neu positioniert werden, und ermöglicht dadurch eine maximale Flexibilität bei der Verlegung, da es mit minimalen Fugen oder mit Fugen von 1 cm und mehr verlegt werden kann (im Stil von japanischen Gärten). Installationshinweise Unter dem Bereich, auf dem die Platte verlegt werden soll, circa 5-6 cm Boden entfernen. Im ausgehobenen Bereich auf einer Stärke von circa 3-4 cm ein Kiesbett mit regelmäßiger Körnung anlegen und verdichten. Die Keramikplatte auf das Kiesbett legen und mit einem Gummihammer eventuelle Unebenheiten ausgleichen

#### Warnhinweise:

Überprüfen, dass die Höhe der Platte der Rasenhöhe entspricht; dadurch wird verhindert, dass sie beim Rasenmähen beschädigt wird. Das System kann nicht verwendet werden, wenn PKWs und/oder andere hohe Verkehrslasten über die Platten fahren.

#### • Pose direct sur de l'herbe

**POSE SUR HERBE:** (jardins, pavillons, allées d'entrée, zones périphériques de piscines privées)

Ce matériau se pose facilement sur herbe. Le système peut être retiré et repositionné, assurant une souplesse de pose maximale. Il peut être installé avec un joint minimal et un joint d'1 cm et plus (pas japonais).

#### Conseils d'installation

Enlever environ 5-6 cm d'épaisseur de terre à l'endroit où la dalle va être posée.

Étendre dans la zone creusée un lit de gravier d'une granulométrie constante sur environ 3-4 cm d'épaisseur puis compacter.

Poser la dalle céramique sur le lit de gravier et frapper à l'aide d'un marteau en caoutchouc pour faire disparaître d'éventuelles différences de niveau.

#### Mises en garde:

Vérifier que la dalle est au même niveau que la surface herbeuse pour éviter d'endommager la machine lors de la coupe de l'herbe. Système non applicable en cas de passage d'automobiles et/ou de charges dynamiques élevées.

#### • Colocación directa sobre hierba

**COLOCACIÓN SOBRE CÉSPED** (jardines, quioscos, caminos de acceso, zonas perimétricas de piscinas privadas). El material puede ser instalado fácilmente sobre el césped; además, el sistema puede ser retirado y colocado en otro sitio, ofreciendo así la máxima flexibilidad de aplicación y permitiendo su colocación ya sea con una junta mínima o con una junta de 1 cm o superior (paso japonés). Consejos para la instalación Quite aproximadamente 5-6 cm de tierra debajo de la zona en la que se prevé apoyar la losa. Aplique en la zona excavada un lecho de balasto de granulometría constante, con un espesor de aproximadamente 3 o 4 cm, y compacte el fondo. Apoye la losa cerámica sobre el lecho de balasto y golpee con un martillo de goma para eliminar eventuales desniveles.

#### Advertencias:

Verifique que el nivel de la losa coincida con el del césped, para evitar daños durante el corte de este último. Este sistema no se puede utilizar en caso de paso de vehículos o de cargas dinámicas elevadas.

#### • Прямая укладка на траву


**УКЛАДКА НА ТРАВУ:** (сады, беседки, дорожки, зоны, прилегающие к частным бассейнам). Материал можно легко укладывать на траву. Кроме того, систему можно снимать и снова укладывать. Она обеспечивает максимальную гибкость при настиле, потому что предусмотрена как укладка с минимальным размером швов, так и укладка с швом размером 1 см и более (т.н. японский шаг). Рекомендации по укладке

Удалите на глубину прибл. 5-6 см грунт из-под участка, на который будет уложена плита. Насыпьте в место выемки грунта слой однокалиберного щебня толщиной прибл. 3-4 см и утрамбуйте его. Положите керамическую плиту на подушку из щебня и постучивайте по плите резиновым молотком для устранения возможных неровностей уровня.

#### Предупреждение:

Убедитесь, что плита лежит на одном уровне с травой, чтобы не повредить газонокосилку при скашивании травы. Эту систему нельзя использовать в случае проезда автомобилей и/или приложения высоких динамических нагрузок.

## ● Posa diretta su ghiaia e sabbia



### POSA SU GHIAIA e SABBIA (cortili, terrazze, solai, patio, passaggi pedonali, zone perimetrali in piscina privata)

Il materiale risulta facilmente posabile su sabbia o ghiaia; il sistema inoltre è facilmente rimovibile e riposizionabile, permettendo quindi massima creatività nella posa del materiale; tale sistema inoltre può essere previsto sia con fuga minima che disponendo le lastre con fuga di almeno 1 cm tra le lastre.

#### Consigli per l'installazione:

- Uniformare e compattare il livello dello strato di appoggio (sabbia o ghiaia)
- Appoggiare la lastra ceramica sul letto di ghiaia o di sabbia
- 46 - Battere con martello di gomma per eliminare eventuali dislivelli
- Riempire le fughe tra le lastre con ghiaia o sabbia per dare maggiore stabilità alla superficie

#### Avvertenze:

Verificare che il livello della lastra sia pari a quello dello strato ghiaioso per evitare spostamenti della lastra o danneggiamenti per urto laterale. Sistema non applicabile in caso di passaggio di autovetture e/o carichi dinamici elevati.



• **LAYING ON GRAVEL AND SAND** (courtyards, terraces, floor slabs, patios, pedestrian walkways, perimeter areas of private swimming pools). The materials can be laid easily on sand or gravel; the system is also easy to remove and reposition, thereby allowing maximum creativity in laying the materials; the system can also be applied either with minimum joint or with the slabs arranged with a joint of at least 1 cm between the slabs: Level and compact the surface of the supporting layer (sand or gravel) Lay the ceramic slab on the gravel or sand bed Tap with rubber hammer to eliminate any unevenness. Fill the joints between the slabs with gravel or sand to give the surface greater stability

#### Warnings:

Check that the surface of the slab is level with the surface of the gravel layer in order to avoid movements of the slab or damage through impact from the side. The system cannot be used in cases where motor vehicles and/or high dynamic loads transit.

• **VERLEGUNG AUF KIES und SAND** (Höfe, Terrassen, Speicher, Patios, Fußgängerzonen, Umrandung von privaten Schwimmbädern) Das Material ist einfach auf Sand oder Kies zu verlegen; das System kann außerdem einfach entfernt und neu positioniert werden, und ermöglicht dadurch eine maximale Kreativität bei der Verlegung des Materials; das System kann mit minimaler Fuge oder mit Fugen von 1 cm und mehr zwischen den Platten verlegt werden kann. Die Unterlageschicht (Sand oder Kies) ausgleichen und verdichten. Die Keramikplatte auf das Kies- oder Sandbett legen Mit dem Gummihammer eventuelle Unebenheiten ausgleichen. Die Fugen zwischen den Platten mit Kies oder Sand füllen; um der Fläche eine höhere Stabilität zu verleihen

#### Warnhinweis:

Überprüfen, dass die Höhe der Platte derjenigen der Kiesschicht entspricht; dadurch wird verhindert, dass sie durch seitliche Schläge verschoben oder beschädigt wird. Das System kann nicht verwendet werden, wenn PKWs und/oder andere hohe Verkehrslasten über die Platten fahren.

• **POSE SUR GRAVIER et SABLE** (cours, terrasses, planchers, patios, accès piétons, zones périphériques de piscine privée). Ce matériau se pose facilement sur sable ou gravier. Le système peut être retiré et repositionné facilement, assurant une créativité maximale lors de la pose. Il peut être installé avec un joint minimal ou un joint d'1 cm et plus entre les dalles: Rendre uniforme et compacter la couche de support (sable ou gravier) Poser la dalle céramique sur le lit de gravier ou de sable Frapper à l'aide d'un marteau pour faire disparaître d'éventuelles différences de niveau. Remplir les joints entre les dalles avec du gravier ou du sable pour améliorer la stabilité de la surface

#### Mises en garde:

Vérifier que la dalle est au même niveau que la couche de gravier pour éviter qu'elle ne se déplace ou ne s'abîme suite à un choc latéral. Système non applicable en cas de passage d'automobiles et/ou de charges dynamiques élevées.

• **COLOCACIÓN SOBRE BALASTO Y ARENA** (patios, terrazas, buhardillas, pasos peatonales, zonas perimétricas de piscina privadas). El material puede ser instalado fácilmente sobre arena o balasto; además, el sistema puede ser retirado y colocado en otro sitio, permitiendo así máxima creatividad en la utilización del material; la colocación se puede realizar con una junta mínima o disponiendo las losas con una junta de al menos 1 cm. Uniformice y compacte el nivel de la superficie de apoyo (arena o balasto). Apoye la losa cerámica sobre el lecho de balasto o arena. Golpee con un martillo de goma para eliminar eventuales desniveles. Rellene las juntas entre las losas con balasto o arena para dar mayor estabilidad a la superficie.

#### Advertencias:


Verifique que el nivel de la losa coincida con el de la capa de balasto, para evitar los desplazamientos de la losa y los daños provocados por los golpes laterales. Este sistema no se puede utilizar en caso de paso de vehículos o de cargas dinámicas elevadas.

• **УКЛАДКА НА ЩЕБЕНЬ и ПЕСОК** (дворы, террасы, крыши, внутренние дворики, пешеходные дорожки, зоны, прилегающие к частным бассейнам). Материал можно легко укладывать на песок или щебень. Кроме того, систему можно легко снимать и снова укладывать, оставляя большое место творчеству при настиле материала. Помимо этого, систему можно уложить как с минимальным размером швов, так и оставляя между плитками шов размером не менее 1 см. Выровните и уплотните подстилающий слой (песка или щебня). Положите керамическую плиту на подушку из щебня или песка. Постучивайте по плите резиновым молотком для устранения возможных неровностей уровня. Для увеличения прочности поверхности заполните швы щебнем или песком.

#### Предупреждение:

Для предотвращения смещения плиты или ущерба от боковых ударов убедитесь, что плита лежит на одном уровне с щебнем. Эту систему нельзя использовать в случае проезда автомобилей и/или приложения высоких динамических нагрузок.

## ● Posa su massetto cementizio



**INCOLLAGGIO CON ADESIVO** (ambienti sottoposti ad alti carichi statici, marciapiedi, cortili, arredo urbano, viali di accesso carrabili, garages, pavimentazioni esterne antiscivolo, piscine, wellness, aree industriali).

Non sono richiesti particolari accorgimenti rispetto ai materiali ceramici a minore spessore; ricordiamo che risulta sempre opportuna una verifica della consistenza e planarità del massetto prima di effettuare l'incollaggio della lastra.

Per posa in ambienti sottoposti a forti carichi statici o dinamici consigliamo l'incollaggio con adesivi migliorati classe C2 e doppia spalmatura di colla (sul massetto e sul retro della lastra);

In caso di posa in combinazione di più formati ricordare che Florim prevede la modularità dei suoi prodotti con 3 mm di fuga.



### • Installation on sand-cement screed

**GLUEING WITH ADHESIVE** (environments subject to high static loads, pavements, courtyards, urban furnishing, vehicle access roads, garages, external anti-slip flooring, pools, wellness areas, industrial areas). There are no special instructions other than those for lower-thickness ceramic materials; we would remind you that it is always worthwhile checking the consistency and flatness of the bed before carrying out glueing of the slab.

For laying in environments that are subject to strong static or dynamic loads we recommend glueing with Class C2 improved adhesives and double coating (on the bed and on the back of the slab);  
If several sizes of tile are being laid in combination, remember that Florim provides for modularity of its products with 3 mm joints.

### • Pose sur chape ciment

**POSE COLLÉE** (environnements soumis à des charges statiques élevées, trottoirs, cours, aménagement urbain, allées carrossables, garages, sols extérieurs antidérapants, piscines, zones de bien-être, zones industrielles) Il n'est pas prévu de mesures particulières concernant les matériaux céramiques d'épaisseur inférieure ; il convient de toujours vérifier la compacité et la planéité de la chape avant le collage de la dalle.

En cas de pose dans un environnement soumis à de fortes charges statiques ou dynamiques, nous conseillons d'utiliser des colles améliorées de catégorie C2 et d'appliquer une double couche de colle (sur la chape et au dos de la dalle) ;  
Pour les situations de pose combinant plusieurs formats, les produits Florim sont modulaires avec 3 mm de joint.

### • Verlegung auf Zement-Unterbetonblock

**VERKLEBEN MIT KLEBER** (Räume mit hoher statischer Belastung, Gehsteige, Höfe, städtische Einrichtungen, Zufahrten, Garagen, rutschsichere Fußböden im Außenbereich, Schwimmbäder, Wellness-Bereiche, Industriegebiete)

Im Vergleich zu Keramikmaterial von geringerer Stärke sind keine besonderen Maßnahmen zu treffen, es wird jedoch daran erinnert, dass eine Überprüfung der Konsistenz und der Ebenheit des Estrichs vor dem Verkleben der Platten vorgenommen werden sollte. Für die Verlegung in Räumen mit hoher statischer oder dynamischer Belastung empfehlen wir das Verkleben mit Klebstoffen für erhöhte Anforderungen der Klasse C2 und doppeltem Kleberaufstrich (auf dem Estrich und der Plattenrückseite); Beim kombinierten Verlegen von mehreren Formaten ist daran zu denken, dass Florim die Modularität seiner Produkte mit einer Fuge von 3 mm vorsieht.

### • Colocación sobre contrapiso de hormigón

**APLICACIÓN CON ADHESIVO** (ambientes sometidos a elevadas cargas estáticas, aceras, patios, mobiliario urbano, caminos de acceso para vehículos, garages, pavimentos exteriores antideslizantes, piscinas, áreas de bienestar o industriales)

No se requieren técnicas particulares con respecto a los materiales cerámicos de menor espesor; se recuerda que, antes de proceder el encolado de la losa, siempre es conveniente realizar una verificación de la consistencia y planitud del contrapiso. Para la colocación en ambientes sometidos a elevadas cargas estáticas o dinámicas, se recomienda el encolado con adhesivos optimizados clase C2 y doble capa de adhesivo (en el contrapiso y en la parte posterior de la losa).  
En caso de colocación de varios formatos combinados, se recuerda que Florim prevé la modularidad de sus productos con una junta de 3 mm.

### • Укладка на цементную стяжку

**НАКЛЕИВАНИЕ** (помещения с высокими статическими нагрузками, тротуары, дворы, городское благоустройство, въездные дорожки, гаражи, наружные нескользкие полы, бассейны, зоны велнеса, промышленные территории).

По сравнению с керамическим материалом обычной толщины не требуется соблюдение особых мер. Тем не менее, обращаем ваше внимание на то, что перед наклеиванием плиты необходимо проверить прочность и плоскостность стяжки. В случае укладки в помещениях с высокими статическими или динамическими нагрузками мы рекомендуем наклеивание улучшенными клеевыми составами класса C2 с двойным нанесением клея (на стяжку и на тыльную сторону плиты). В случае укладки плит разных форматов учтите, что Florim предусматривает модульную укладку продукции, соблюдая ширину швов в 3 мм.

## • Posa su piedini fissi o regolabili



**POSA FLOTTANTE** (terrazze, solai, balconi, ambienti esterni sottoposti a camminamento pedonale)

Attualmente non sono disponibili normative che fissino requisiti per il materiale ceramico come PAVIMENTAZIONE SOPRAELEVATA AUTO SUPPORTANTE in ambienti esterni.

Nella volontà di dare indicazioni tecniche per tale utilizzo, Florim ha sottoposto le proprie lastre ceramiche ai test armonizzati richiesti dalla norma EN 1339 (normativa tecnica sulle LASTRE DI CALCESTRUZZO PER PAVIMENTAZIONI). Dalla verifica effettuata è risultato che il materiale **OUTDOOR # 2 CM** supera i requisiti richiesti dalla norma EN 1339 come utilizzo da pavimentazione esterna.

**A maggior sicurezza e tutela dell'utente, Florim richiede di impostare un'altezza massima di sopraelevazione a 10 cm.**

**Indicazioni di posa:** Verificare che il sottofondo sia planare, compatto, rigido ed adatto a supportare senza deformarsi il peso del pavimento. Scegliere supporti adatti all'uso. Prevedere le opportune pendenze del piano di calpestio per ottenere un corretto drenaggio delle acque meteoriche. Sistema non applicabile in caso di passaggio di elevati carichi dinamici.

48



**Supporti fissi** - Fixed supports  
Supports fixes  
Feste Halterungen  
Soportes fijos  
Фиксированные опоры



**Supporti regolabili** - Adjustable supports  
Supports réglables  
Regulierbare Halterungen  
Soportes regulables  
Регулируемые опоры



**Supporti autolivellanti** - Self-levelling supports  
Supports auto-nivellants  
Selbstregulierende Halterungen  
Soportes auto niveladores  
Самовыравнивающиеся опоры

• Installation on fixed or adjustable feet **LAYING AS A FLOATING FLOOR** (terraces, floor slabs, balconies, outdoor environments subject to pedestrian traffic). There are currently no regulations governing requirements for ceramic material used as **SELF-SUPPORTING RAISED FLOORING** in outdoor environments. With the desire to give technical instructions for use in this way, Florim has subjected its ceramic slabs to the harmonised tests required by EN 1339 standard (technical regulation on **CONCRETE FLOORING SLABS**). From the results of tests carried out, the **OUTDOOR # 2 CM** material exceeds the requirements laid down by EN 1339 standard for use as outdoor flooring. **For greater safety and protection of the user, Florim requires a maximum overlay height of 10 cm.**  
**Laying instructions:**  
Check that the underlayer is flat, compact, rigid and suitable for supporting the weight of the floor without becoming distorted. Choose the supports that are suitable for use.  
Provide for suitable sloping of the ground surface to obtain the correct drainage of rain water.  
The system cannot be used in cases where high dynamic loads transit.

• Pose sur pieds fixes ou réglables **POSE FLOTTANTE** (terrasses, planchers, balcon, environnements extérieurs soumis à un passage piéton). Actuellement, il n'existe pas de réglementation qui fixe des critères pour les matériaux céramiques utilisés comme **SOL SURÉLEVÉ AUTO-PORTEUR** en environnement extérieur.  
Dans l'intention de fournir des informations techniques pour ce type d'utilisation, Florim a soumis ses dalles céramiques aux tests harmonisés requis par la norme EN 1339 (normes techniques relatives aux **DALLES DE SOL EN BÉTON**).  
Le test a fait ressortir que le matériau **OUTDOOR # 2 CM** dépasse les critères de la norme EN 1339 pour une utilisation en sol extérieur.  
**Pour améliorer la sécurité et la protection de l'utilisateur, Florim préconise de définir à 10 cm la hauteur maximale de surélévation.**  
**Conseils de pose:**  
Vérifier que la surface de pose est plane, compacte, rigide et à même de supporter sans se déformer le poids du revêtement de sol. Choisir des plots adaptés. Prévoir une inclinaison adaptée de la surface de passage pour permettre le drainage des eaux météoriques. Système non applicable en cas de passage de charges dynamiques élevées.

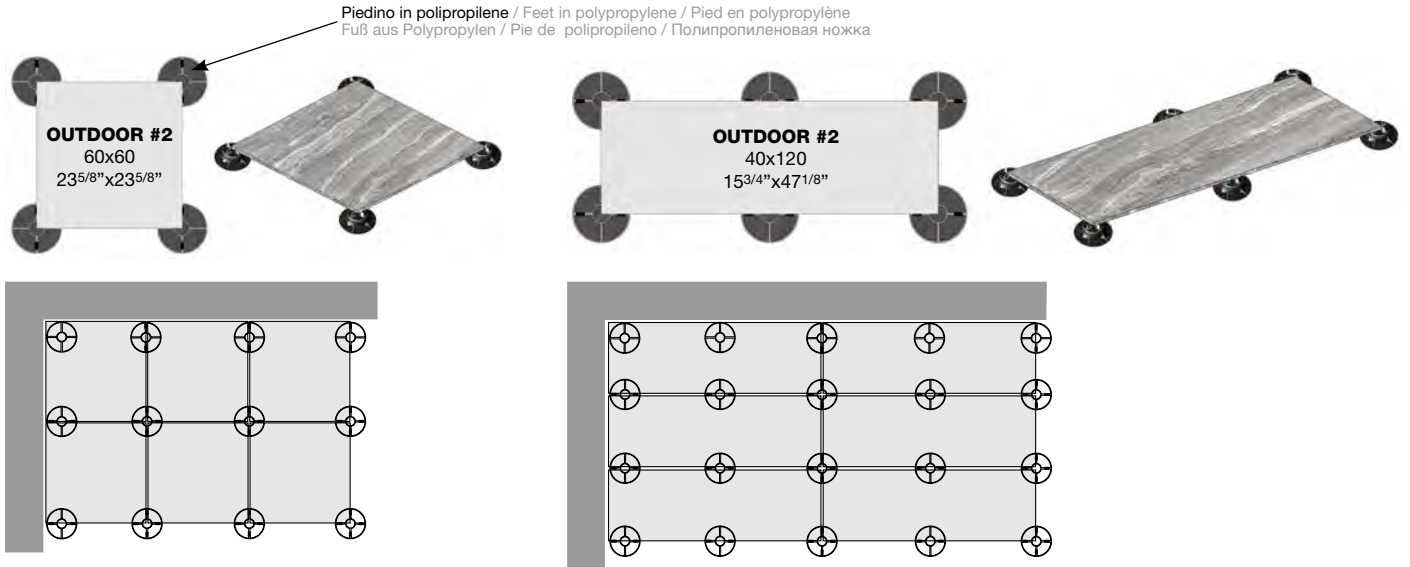
• Verlegung auf feststehende oder regulierbare Füße **SCHWIMMENDE VERLEGUNG** (Terrassen, Speicher, Balkone, Außenbereiche mit Fußgängerverkehr). Zurzeit sind keine Richtlinien für Keramikmaterial wie **SELBSTTRAGENDE DOPPELBÖDEN** für den Außenbereich festlegen. Um technische Hinweise für die Verwendung liefern zu können hat Florim seine Keramikplatten den von der Richtlinie EN 1339 (technische Richtlinie zu **PLATTEN AUS BETON FÜR BODENBELÄGE**) vorgeschriebenen harmonisierten Prüfmethoden unterzogen. Aus dieser Kontrolle resultiert, dass das Material **OUTDOOR # 2 CM** die von der Richtlinie EN 1339 als Verwendung von Bodenbelägen im Außenbereich vorgeschriebenen Anforderungen überschreitet.  
**Zur erhöhten Sicherheit und zum Schutz des Benutzers fordert Florim eine maximale Erhöhung von 10 cm.**  
**Verlegeanweisungen:**  
Überprüfen, dass der Unterputz eben, kompakt und starr ist und das Gewicht des Fußbodens aufnehmen kann, ohne sich zu verformen. Der Verwendung angepasste Halterungen verwenden. Geeignete Neigungen der Begehungsfläche vorsehen, um die korrekte Drainage des Niederschlagswassers zu sichern. Das System kann nicht verwendet werden, wenn hohe Verkehrslasten über die Platten fahren.

• Colocación sobre pies fijos o regulables **COLOCACIÓN FLOTANTE** (terrazas, buhardillas, balcones, ambientes exteriores sometidos a tránsito peatonal). Actualmente no existen normas que establezcan requisitos para el material cerámico utilizado como **PAVIMENTO ELEVADO AUTO-PORTANTE** en ambientes exteriores. Con el objetivo de dar indicaciones técnicas para esta aplicación, Florim ha sometido sus losas cerámicas a las pruebas armonizadas previstas por la norma EN 1339 (normativa técnica sobre las **LOSAS DE HORMIGÓN PARA PAVIMENTOS**).  
Las pruebas realizadas revelan que el material **OUTDOOR # 2 CM** supera los requisitos previstos por la norma EN 1339 para su utilización en pavimentos exteriores.  
**Para garantizar una mayor seguridad y tutela del usuario, Florim sugiere establecer una altura máxima de 10 cm.**  
**Indicaciones de colocación:**  
Verifique que la base sea plana, compacta, rígida y adecuada para soportar el peso del pavimento, sin deformarse. Elija soportes adecuados para el uso.  
Establezca una adecuada pendiente de la superficie transitable para garantizar el correcto drenaje del agua pluvial. Este sistema no puede ser utilizado en caso de elevadas cargas dinámicas.

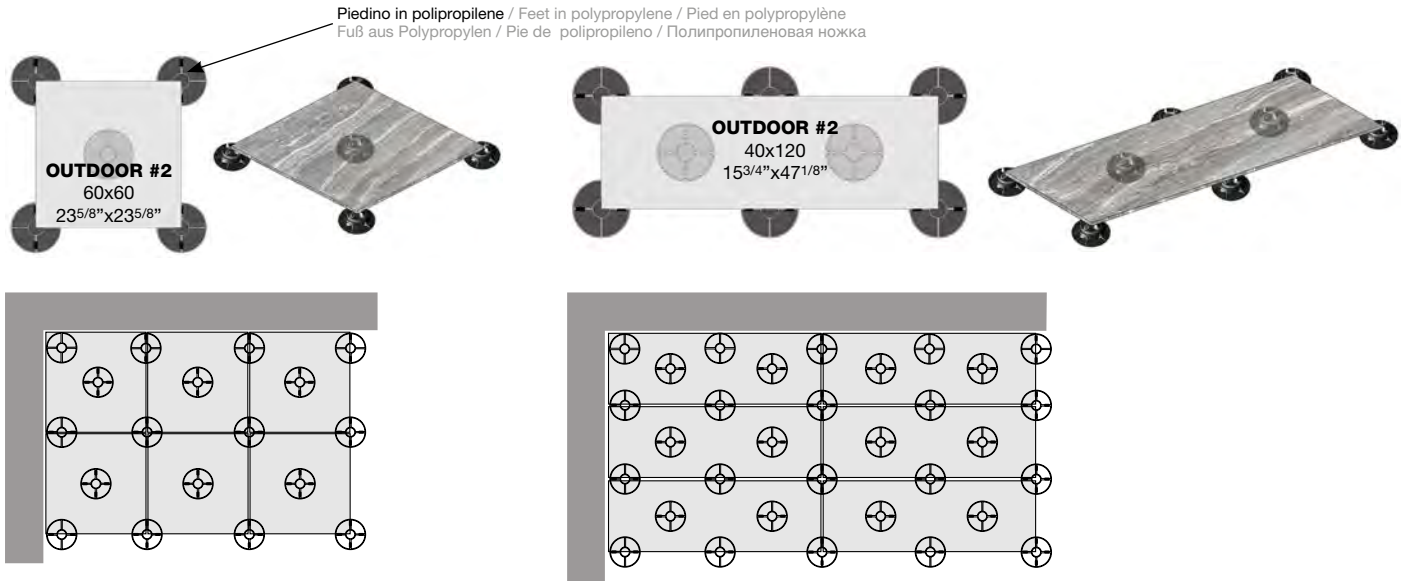
• Укладка на фиксированных или регулируемых ножках **ПЛАВАЮЩАЯ УКЛАДКА** (террасы, крыши, балконы, наружные пространства с пешеходным движением). В настоящее время отсутствуют стандарты, устанавливающие требования к керамическому материалу в случае настила **САМОНЕСУЩИХ ФАЛЬШПОЛОВ** вне помещений. При составлении технических рекомендаций для этого применения продукции Florim подвергала свои керамические плиты гармонизованным испытаниям, рекомендованным стандартом EN 1339 (технический стандарт **ПЛИТЫ БЕТОННЫЕ ДЛЯ МОЩЕНИЯ**). Из выполненной проверки следует, что материал **OUTDOOR # 2 CM** удовлетворяет требованиям стандарта EN 1339 для применения в качестве наружного напольного покрытия. Для обеспечения полной безопасности потребителя Florim рекомендует предусмотреть максимальную высоту фальшпола в 10 см.  
Рекомендации по укладке:  
Убедитесь, что подстилающий слой является ровным, прочным, жестким, и что он может выдерживать вес пола без деформации.  
Выберите опоры, пригодные для предусмотренного назначения. Обеспечьте надлежащий уклон плоскости хождения для правильного отвода дождевой воды. Эту систему нельзя использовать в случае движения высоких динамических нагрузок.




• **ESEMPIO DI APPLICAZIONE Strutture di supporto** • **APPLICATION EXAMPLE Support structures**  
 • **EXEMPLE D'APPLICATION Structures de support** • **ANWENDUNGSBEISPIEL Stützstruktur**  
 • **EJEMPLO DE APLICACIÓN Estructura de soporte** • **ПРИМЕР ПРИМЕНЕНИЯ Опорные конструкции**




Nel caso di pavimentazioni ad uso pubblico o in presenza di carichi elevati **Floor Gres** prescrive l'adozione di supporti aggiuntivi sotto la lastra come da schema sotto / In the case of flooring for public use or where there are high loads, **Floor Gres** recommends the adoption of additional supports under the slab, as in the diagram below / En cas de sol à usage public ou en présence de charge élevées, **Floor Gres** préconise d'utiliser des plots supplémentaires à placer sous la dalle comme indiqué sur les images ci-dessous / Im Falle von Bodenbelägen im öffentlichen Bereich oder bei Vorkommen von hohen Belastungen schreibt **Floor Gres** die Verwendung von zusätzlichen Halterungen vor, die gemäß nachfolgender Zeichnung unter der Platte angebracht werden / En caso de pavimentos de uso público o en presencia de cargas elevadas, **Floor Gres** recomienda la utilización de soportes adicionales debajo de la losa, tal como se muestra en el esquema adjunto. / Если пол предназначен для общественных мест или при наличии больших нагрузок **Floor Gres** предписывает установить дополнительные опоры под плитой в соответствии с указанной ниже схемой.



Nel caso sia richiesta un'altezza di sopraelevazione superiore ai 10 cm, **Florim** prescrive l'incollaggio di lamina o rete di sicurezza sul retro e supporti aggiuntivi sotto la lastra come da schema sotto: / If a raised height of over 10 cm is required, **Florim** recommends gluing foil or mesh to the back for safety and adding supports under the slab, as in the diagram below; / Si une surélévation supérieure à 10 cm est nécessaire, **Florim** préconise de coller une tôle ou un grillage de sécurité au dos de la dalle et des plots supplémentaires sous la dalle, comme indiqué sur les images ci-dessous; / Falls eine Erhöhung von mehr als 10 cm benötigt wird, schreibt **Florim** die Verklebung eines Blechs oder eines Sicherheitsnetzes auf der Rückseite, sowie zusätzliche Halterungen unter der Platte vor, wie auf der Zeichnung unten gezeigt; - Si se requiere una altura superior a 10 cm, **Florim** recomienda pegar una lámina o una red de seguridad en la parte posterior, y utilizar soportes adicionales debajo de la losa, tal como se muestra en el siguiente esquema: - В случае если потребуется возвышение более 10 см, **Florim** предусматривает наклеивание предохранительной пластины или сетки и дополнительные опорные элементы под плитой, как показано на нижеследующей схеме:



# SIZES



50

60x120

40x120

40x80

60x60

20,2x30,4

20,2x20,2

**collections / colour**

A photograph of an outdoor pool area. In the foreground, there is a wooden deck with several lounge chairs with white cushions. A large white patio umbrella is partially visible on the right. The pool is in the middle ground, reflecting the sky. In the background, there is a white building with a covered area, some greenery, and a clear blue sky with light clouds.

**OUTDOOR/**

# AIRTECH/

strutturato / slate-hammered



## MIAMI\_WHITE

cod. 758199 20,2x30,4 8"x12"  
cod. 758193 20,2x20,2 8"x8"



## NEW\_YORK\_LIGHT\_GREY

cod. 758196 20,2x30,4 8"x12"  
cod. 758190 20,2x20,2 8"x8"



## STOCKHOLM\_GREIGE

cod. 758201 20,2x30,4 8"x12"  
cod. 758195 20,2x20,2 8"x8"



## LONDON\_BLACK

cod. 758198 20,2x30,4 8"x12"  
cod. 758192 20,2x20,2 8"x8"



## BASEL\_GREY

cod. 758200 20,2x30,4 8"x12"  
cod. 758194 20,2x20,2 8"x8"



## BERLIN\_RED

cod. 758197 20,2x30,4 8"x12"  
cod. 758191 20,2x20,2 8"x8"



Product Certification  
**BUREAU VERITAS**  
Certification




RESISTENZA ALLA FLESSIONE IN NIMROD  
NIMROD IS A TRADE MARK OF THE INSTITUT FÜR ZERSTÖRUNGSMECHANIK  
A LA FLESSION EN NIMROD / BEI GESTRICKTEN BEI  
NIMROD / RESISTENZA ALLA FLESSIONE IN NIMROD /  
VICTORIMARCO TO IN JOSTREY B PRAND

Forza di rottura in N (kg) > 2,5 mm  
Breaking strength in N (kilograms) > 2,5 mm / Força de  
ruptura em N (kg) > 2,5 mm / Rupture in N (kg) > 2,5 mm /  
2,5 mm / Fuerza de rotura en N (kg) > 2,5 mm /  
Polgromenninga stromen, N (kg) > 2,5 mm

valore  
medio  
162


valore  
medio  
16000 N






## MIAMI\_WHITE

cod. 761418 60x120 23<sup>5/8</sup>"x47<sup>1/4</sup>"  
 cod. 761414 60x60 23<sup>5/8</sup>"x23<sup>5/8</sup>"



## STOCKHOLM\_GREIGE

cod. 761420 60x120 23<sup>5/8</sup>"x47<sup>1/4</sup>"  
 cod. 761416 60x60 23<sup>5/8</sup>"x23<sup>5/8</sup>"



## BASEL\_GREY

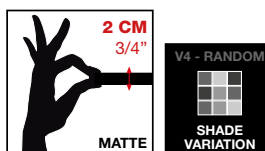
cod. 761419 60x120 23<sup>5/8</sup>"x47<sup>1/4</sup>"  
 cod. 761415 60x60 23<sup>5/8</sup>"x23<sup>5/8</sup>"

# OUTDOOR # 2

GRES FINE PORCELLANATO - FINE PORCELAIN STONEWARE - GRES CERAME FIN - FEINSTEINZEUG-KOLLEKTIONEN - GRES PORCELANICO FINO - ФАРФОРОВЫЙ КЕРАМОГРАНИТ  
 SQUADRATO - SQUARED - EQUARRI - REKTIFIZIERT - ESCUADRADO - КАЛИБРОВАННАЯ

DCOF >0,42 wet  
**R11 CLASSE C**

	<b>RESISTENZA ALLA FLESSIONE</b> $\text{N/mm}^2$ FLEXURAL STRENGTH TEST / RESISTANCE A LA FLEXION EN NEWTON / RESISTENCIA A LA FLECTURACION EN NEWTON	valore medio 52
	Fattore di rottura in N/mm <sup>2</sup> $\geq 7,5$ mm <sup>3</sup> Breaking strength in N/mm <sup>2</sup> $\geq 7,5$ mm <sup>3</sup> / Fator de ruptura em N/mm <sup>2</sup> $\geq 7,5$ mm <sup>3</sup> / Fuerza de rotura en N/mm <sup>2</sup> $\geq 7,5$ mm <sup>3</sup> Разрушающее давление в Н/мм <sup>2</sup> $\geq 7,5$ мм <sup>3</sup>	valore medio 14000 N



# INDUSTRIAL/

bocciardato / bush-hammered




## IVORY

cod. 738961 60x60 23<sup>5</sup>/<sub>8</sub>"x23<sup>5</sup>/<sub>8</sub>"



## SAGE

cod. 738962 60x60 23<sup>5</sup>/<sub>8</sub>"x23<sup>5</sup>/<sub>8</sub>"



## TAUPE

cod. 738964 60x60 23<sup>5</sup>/<sub>8</sub>"x23<sup>5</sup>/<sub>8</sub>"



## STEEL

cod. 738963 60x60 23<sup>5</sup>/<sub>8</sub>"x23<sup>5</sup>/<sub>8</sub>"



## MOKA

cod. 738965 60x60 23<sup>5</sup>/<sub>8</sub>"x23<sup>5</sup>/<sub>8</sub>"

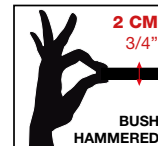


## PLOMB

cod. 738966 60x60 23<sup>5</sup>/<sub>8</sub>"x23<sup>5</sup>/<sub>8</sub>"

DCOF >0,42 wet  
**R11 CLASSE C**

	<b>RESISTENZA ALLA FLESSIONE IN N/mm<sup>2</sup></b> <small>Numero di provini: 5 (3 intagliati e 2 non intagliati)          A LA FLESSION EN N/mm<sup>2</sup> (3 essais et 2 non essais)          Número de probetas: 5 (3 intagliadas y 2 no intagliadas)          УЧЕТ НА ПРОБЫ: 5 (3 с надрезом и 2 без надреза)</small>	<small>valore medio</small> <b>52</b>
	<small>Forza di rottura in N/mm<sup>2</sup> &gt; 7,5 mm          Breakage strength in N/mm<sup>2</sup> &gt; 7,5 mm / Force de rupture en N/mm<sup>2</sup> &gt; 7,5 mm / Breakage in N/mm<sup>2</sup> &gt; 7,5 mm / Fuerza de rotura en N/mm<sup>2</sup> &gt; 7,5 mm / Разрывная прочность в н/мм<sup>2</sup> &gt; 7,5 мм</small>	<small>valore medio</small> <b>18000 N</b>




# TECH # 2 CM



**LIGHT GRAY** strutturato / slate-hammered

cod. 740413 40x120 15<sup>3/4</sup>"x47<sup>1/4</sup>"  
 cod. 740411 60x60 23<sup>5/8</sup>"x23<sup>5/8</sup>"



**GREY** strutturato / slate-hammered

cod. 740412 40x120 15<sup>3/4</sup>"x47<sup>1/4</sup>"  
 cod. 740034 60x60 23<sup>5/8</sup>"x23<sup>5/8</sup>"

# WALKS/1.0



**WHITE** naturale / matte

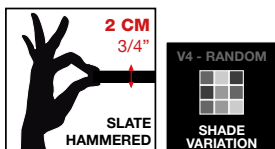
cod. 740560 40x120 15<sup>3/4</sup>"x47<sup>1/4</sup>"  
 cod. 740558 60x60 23<sup>5/8</sup>"x23<sup>5/8</sup>"



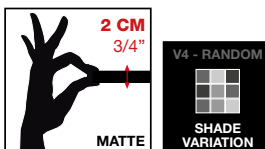
**GRAY** naturale / matte

cod. 740561 40x120 15<sup>3/4</sup>"x47<sup>1/4</sup>"  
 cod. 740559 60x60 23<sup>5/8</sup>"x23<sup>5/8</sup>"

DCOF >0,42 wet  
**R12 CLASSE C**



DCOF >0,42 wet  
**R11 CLASSE C**




MADE IN FLORIM

# OUTDOOR # 2

GRES FINE PORCELLANATO - FINE PORCELAIN STONEWARE - GRES CERAME FIN - FEINSTEINZEUG-KOLLEKTIONEN - GRES PORCELANICO FINO - ФАРФОРОВЫЙ КЕРАМОГРАНИТ  
 SQUADRATO - SQUARED - EQUARRI - REKTIFIZIERT - ESCUADRADO - КАЛЬИБРОВАННАЯ

# BUILDTECH/2.0

strutturato / slate-hammered



## CE BUILD WHITE

cod. 765296 60x120 23<sup>5</sup>/<sub>8</sub>"x47<sup>1</sup>/<sub>4</sub>"  
cod. 765300 60x60 23<sup>5</sup>/<sub>8</sub>"x23<sup>5</sup>/<sub>8</sub>"



## TU BUILD WHITE

cod. 762792 60x120 23<sup>5</sup>/<sub>8</sub>"x47<sup>1</sup>/<sub>4</sub>"



## CE BUILD COAL

cod. 765299 60x120 23<sup>5</sup>/<sub>8</sub>"x47<sup>1</sup>/<sub>4</sub>"  
cod. 765303 60x60 23<sup>5</sup>/<sub>8</sub>"x23<sup>5</sup>/<sub>8</sub>"



## CE BUILD BONE

cod. 765297 60x120 23<sup>5</sup>/<sub>8</sub>"x47<sup>1</sup>/<sub>4</sub>"  
cod. 765301 60x60 23<sup>5</sup>/<sub>8</sub>"x23<sup>5</sup>/<sub>8</sub>"




## TU BUILD BONE

cod. 749133 60x60 23<sup>5</sup>/<sub>8</sub>"x23<sup>5</sup>/<sub>8</sub>"




## GG BUILD BONE

cod. 749137 60x60 23<sup>5</sup>/<sub>8</sub>"x23<sup>5</sup>/<sub>8</sub>"



## CE BUILD MUD

cod. 765298 60x120 23<sup>5</sup>/<sub>8</sub>"x47<sup>1</sup>/<sub>4</sub>"  
cod. 765302 60x60 23<sup>5</sup>/<sub>8</sub>"x23<sup>5</sup>/<sub>8</sub>"



## TU BUILD MUD

cod. 749136 60x60 23<sup>5</sup>/<sub>8</sub>"x23<sup>5</sup>/<sub>8</sub>"



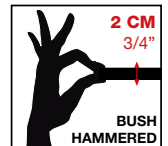
## GG BUILD MUD

cod. 749140 60x60 23<sup>5</sup>/<sub>8</sub>"x23<sup>5</sup>/<sub>8</sub>"

DCOF >0,42 wet  
**R11 CLASSE C**

	RESISTENZA ALLA FLESSIONE IN N/mm <sup>2</sup> RESISTENCE A LA FLEXION EN N/mm <sup>2</sup> / BIEGESTÄRKE IN N/mm <sup>2</sup> / RESISTENȚA LA ÎNCĂLZIRE ÎN N/mm <sup>2</sup> /	valore minimo 52
	Forza di rottura in N/mm <sup>2</sup> - 7,5 mm Força de ruptura en N/mm <sup>2</sup> - 7,5 mm / Fuerza de ruptura en N/mm <sup>2</sup> - 7,5 mm / Força de ruptura en N/mm <sup>2</sup> - 7,5 mm /	valore minimo 18000 N

**BUILD BONE  
BUILD MUD - BUILD COAL**







**PUMICE\_GROUND**

cod. 771805 60x120 23<sup>5</sup>/<sub>8</sub>"x47<sup>1</sup>/<sub>4</sub>"



**DESERT\_GROUND**

cod. 771806 60x120 23<sup>5</sup>/<sub>8</sub>"x47<sup>1</sup>/<sub>4</sub>"



**FOG\_GROUND**

cod. 771807 60x120 23<sup>5</sup>/<sub>8</sub>"x47<sup>1</sup>/<sub>4</sub>"



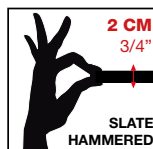
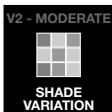
**CARBON\_GROUND**

cod. 771808 60x120 23<sup>5</sup>/<sub>8</sub>"x47<sup>1</sup>/<sub>4</sub>"

**OUTDOOR # 2**

GRES FINE PORCELLANATO - FINE PORCELAIN STONEWARE - GRES CERAME FIN - FEINSTEINZEUG-KOLLEKTIONEN - GRES PORCELANICO FINO - ФАРФОРОВЫЙ КЕРАМОГРАФИТ  
SQUADRATO - SQUARED - EQUARRI - REKTIFIZIERT - ESCUADRADO - КАЛИБРОВАННАЯ

DCOF >0,42 wet  
**R11 CLASSE C**



FLOOR  
GRES

MADE IN FLORIM

OUTDOOR # 2

GRES FINE PORCELLANATO - FINE PORCELAIN STONEWARE - GRES CERAME FIN - FEINSTEINZEUG-KOLLEKTIONEN - GRES PORCELANICO FINO - ФАРФОРОВЫЙ КЕРАМОГРАНИТ  
SQUADRATO - SQUARED - EQUARRI - REKTIFIZIERT - ESCUADRADO - КАЛИБРОВАННАЯ

# RAWTECH/

strutturato / slate-hammered



## RAW-WHITE

cod. 762773 60x120 23<sup>5</sup>/<sub>8</sub>"x47<sup>1</sup>/<sub>4</sub>"  
cod. 762732 60x60 23<sup>5</sup>/<sub>8</sub>"x23<sup>5</sup>/<sub>8</sub>"



## RAW-DUST

cod. 762774 60x120 23<sup>5</sup>/<sub>8</sub>"x47<sup>1</sup>/<sub>4</sub>"  
cod. 762735 60x60 23<sup>5</sup>/<sub>8</sub>"x23<sup>5</sup>/<sub>8</sub>"



## RAW-MUD

cod. 762734 60x60 23<sup>5</sup>/<sub>8</sub>"x23<sup>5</sup>/<sub>8</sub>"



## RAW-COAL

cod. 762733 60x60 23<sup>5</sup>/<sub>8</sub>"x23<sup>5</sup>/<sub>8</sub>"

58

DCOF >0,42 wet  
R11 CLASSE B

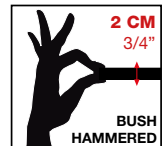


RAW-WHITE

V2 - MODERATE



V3 - HIGH





**STONE\_01**

cod. 762788 60x120 23<sup>5/8</sup>"x47<sup>1/4</sup>"



**STONE\_02**

cod. 762789 60x120 23<sup>5/8</sup>"x47<sup>1/4</sup>"



**STONE\_03**

cod. 762790 60x120 23<sup>5/8</sup>"x47<sup>1/4</sup>"  
cod. 761273 60x60 23<sup>5/8</sup>"x23<sup>5/8</sup>"



**STONE\_04**

cod. 762791 60x120 23<sup>5/8</sup>"x47<sup>1/4</sup>"  
cod. 761274 60x60 23<sup>5/8</sup>"x23<sup>5/8</sup>"

# OUTDOOR # 2

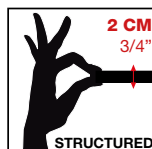
GRES FINE PORCELLANATO - FINE PORCELAIN STONEWARE - GRES CERAME FIN - FEINSTEINZEUG-KOLLEKTIONEN - GRES PORCELANICO FINO - ФАРФОРОВЫЙ КЕРАМОГРАНИТ  
SQUADRATO - SQUARED - EQUARRI - REKTIFIZIERT - ESCUADRADO - КАЛИБРОВАННАЯ

DCOF >0,42 wet  
**R11 CLASSE C**



STONE\_03 - STONE\_04

Product Certification  
**BUREAU VERITAS**  
Certification



Casa dolce casa  
casamood

MADE IN FLORIM

S E N S I

Matteo Thun

structured

OUTDOOR # 2

60

GRES FINE PORCELLANATO - FINE PORCELAIN STONEWARE - GRES CERAME FIN - FEINSTEINZEUG-KOLLEKTIONEN - GRES PORCELANICO FINO - ФАРФОРОВЫЙ КЕРАМОГРАНИТ



**sand white**

cod. 768393 60x120 23<sup>5</sup>/<sub>8</sub>"x47<sup>1</sup>/<sub>4</sub>"



**sand ivory**

cod. 768394 60x120 23<sup>5</sup>/<sub>8</sub>"x47<sup>1</sup>/<sub>4</sub>"



**sand taupe**

cod. 768396 60x120 23<sup>5</sup>/<sub>8</sub>"x47<sup>1</sup>/<sub>4</sub>"



**sand grey**

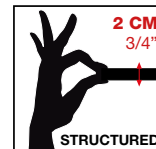
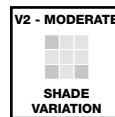
cod. 768395 60x120 23<sup>5</sup>/<sub>8</sub>"x47<sup>1</sup>/<sub>4</sub>"



**sand brown**

cod. 768397 60x120 23<sup>5</sup>/<sub>8</sub>"x47<sup>1</sup>/<sub>4</sub>"

DCOF >0,42 wet  
**R11 CLASSE C**



# icon outdoor

naturale / matte



## white

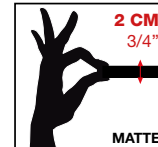
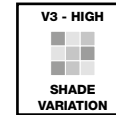
cod. 740401 60x60 23<sup>5</sup>/<sub>8</sub>"x23<sup>5</sup>/<sub>8</sub>"  
 cod. 740407 40x120 15<sup>3</sup>/<sub>4</sub>"x47<sup>1</sup>/<sub>4</sub>"



## light gray

cod. 740400 60x60 23<sup>5</sup>/<sub>8</sub>"x23<sup>5</sup>/<sub>8</sub>"  
 cod. 740406 40x120 15<sup>3</sup>/<sub>4</sub>"x47<sup>1</sup>/<sub>4</sub>"

DCOF >0,42 wet  
**R11 CLASSE C**



Casa dolce casa  
 casamood

MADE IN FLORIM

# OUTDOOR # 2

GRES FINE PORCELLANATO - FINE PORCELAIN STONEWARE - GRES CERAME FIN - FEINSTEINZEUG-KOLLEKTIONEN - GRES PORCELANICO FINO - ФАРФОРОВЫЙ КЕРАМОГРАНИТ  
 SQUADRATO - SQUARED - EQUARRI - REKTIFIZIERT - ESCUADRADO - КАЛЬИБРОВАННАЯ

# pietre/3

strutturato / structured



## limestone pearl

cod. 748384 60x60 23<sup>5</sup>/<sub>8</sub>"x23<sup>5</sup>/<sub>8</sub>"



## limestone almond

cod. 748383 60x60 23<sup>5</sup>/<sub>8</sub>"x23<sup>5</sup>/<sub>8</sub>"



## limestone taupe

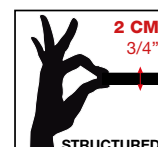
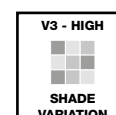
cod. 748385 60x60 23<sup>5</sup>/<sub>8</sub>"x23<sup>5</sup>/<sub>8</sub>"



## limestone ash

cod. 748386 60x60 23<sup>5</sup>/<sub>8</sub>"x23<sup>5</sup>/<sub>8</sub>"

DCOF >0,42 wet  
**R11 CLASSE C**





**white porphyry**

cod. 768509 60x120 23<sup>5</sup>/<sub>8</sub>"x47<sup>1</sup>/<sub>4</sub>"



**silver porphyry**

cod. 768512 60x120 23<sup>5</sup>/<sub>8</sub>"x47<sup>1</sup>/<sub>4</sub>"

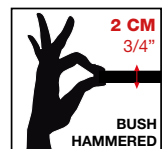
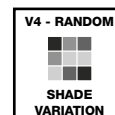



**golden porphyry**

cod. 768511 60x120 23<sup>5</sup>/<sub>8</sub>"x47<sup>1</sup>/<sub>4</sub>"

DCOF >0,42 wet  
**R11 CLASSE C**

	RESISTENZA ALLA FLESSIONE IN N/mm <sup>2</sup> Resistence à la flexion (à 28 jours) en N/mm <sup>2</sup> A LA FLEXION EN N/mm <sup>2</sup> (à 28 jours) BIEGESTÄRKE IN N/mm <sup>2</sup> ВЪЗДЪРЖЛИВОСТ НА ИЗГИБ В N/mm <sup>2</sup>	valore medio 52
	Forza di rottura in N/mm <sup>2</sup> > 7,5 mm Breaking strength in N/mm <sup>2</sup> > 7,5 mm / Force de rupture en N/mm <sup>2</sup> > 7,5 mm / Breakage in N/mm <sup>2</sup> > 7,5 mm / Fuerza de rotura en N/mm <sup>2</sup> > 7,5 mm / Разрушающее усилие в N/mm <sup>2</sup> > 7,5 mm	valore medio 18000 N





**cloud**

cod. 758047 60x60 23<sup>5</sup>/<sub>8</sub>"x23<sup>5</sup>/<sub>8</sub>"  
cod. 758050 40x120 15<sup>3</sup>/<sub>4</sub>"x47<sup>1</sup>/<sub>4</sub>"



**concrete**

cod. 758046 60x60 23<sup>5</sup>/<sub>8</sub>"x23<sup>5</sup>/<sub>8</sub>"  
cod. 758049 40x120 15<sup>3</sup>/<sub>4</sub>"x47<sup>1</sup>/<sub>4</sub>"



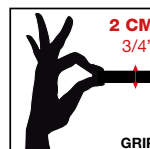
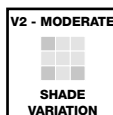
**rubber**

cod. 758045 60x60 23<sup>5</sup>/<sub>8</sub>"x23<sup>5</sup>/<sub>8</sub>"  
cod. 758048 40x120 15<sup>3</sup>/<sub>4</sub>"x47<sup>1</sup>/<sub>4</sub>"

**OUTDOOR # 2**

SQUADRATO - SQUARED - EQUARRI - REKTIFIZIERT - ESCUADRADO - КАЛИБРОВАННАЯ  
GRES FINE PORCELLANATO - FINE PORCELAIN STONEWARE - GRES CERAME FIN - FEINSTEINZEUG-KOLLEKTIONEN - GRES PORCELANICO FINO - ФАРФОРОВЫЙ КЕРАМОГРАНИТ

DCOF >0,42 wet  
**R11 CLASSE C**



# atmosphères de rex structuré



**lumière**

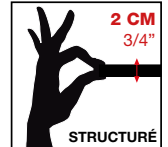
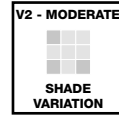
cod. 773394 60x120 23<sup>5/8</sup>"x47<sup>1/4</sup>"



**ombre**

cod. 773395 60x120 23<sup>5/8</sup>"x47<sup>1/4</sup>"

DCOF >0,42 wet  
**R11 CLASSE B**



# la roche di rex strutturato / structured



**la roche ecru**

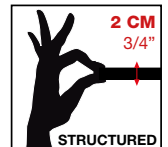
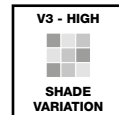
cod. 744629 60x60 23<sup>5/8</sup>"x23<sup>5/8</sup>"  
cod. 744631 40x120 15<sup>3/4</sup>"x47<sup>1/4</sup>"



**la roche grey**

cod. 744630 60x60 23<sup>5/8</sup>"x23<sup>5/8</sup>"  
cod. 744632 40x120 15<sup>3/4</sup>"x47<sup>1/4</sup>"

DCOF >0,42 wet  
**R11 CLASSE B**



# selection oak strutturato / structured



**amber oak**

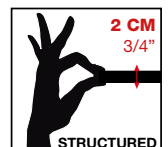
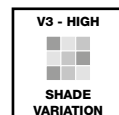
cod. 744635 40x120 15<sup>3/4</sup>"x47<sup>1/4</sup>"



**gray oak**

cod. 744636 40x120 15<sup>3/4</sup>"x47<sup>1/4</sup>"

DCOF >0,42 wet  
**R11 CLASSE B**





# matières de rex

strutturato / structured



**OUTDOOR # 2**  
 SQUADRATO - SQUARED - ESCUADRADO - КАЛИБРОВАННАЯ




## matières sable

- cod. 755748 20,2x30,4 8"x12"
- cod. 755742 20,2x20,2 8"x8"
- cod. 768518 60x120 23<sup>5</sup>/<sub>8</sub>"x47<sup>1</sup>/<sub>4</sub>"



## matières nuage

- cod. 755751 20,2x30,4 8"x12"
- cod. 755745 20,2x20,2 8"x8"
- cod. 768517 60x120 23<sup>5</sup>/<sub>8</sub>"x47<sup>1</sup>/<sub>4</sub>"



## matières mou

- cod. 755749 20,2x30,4 8"x12"
- cod. 755743 20,2x20,2 8"x8"



## matières gris

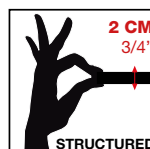
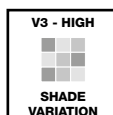
- cod. 755750 20,2x30,4 8"x12"
- cod. 755744 20,2x20,2 8"x8"



## matières brun

- cod. 768516 60x120 23<sup>5</sup>/<sub>8</sub>"x47<sup>1</sup>/<sub>4</sub>"

DCOF >0,42 wet  
**R11 CLASSE C**



GRES FINE PORCELLANATO - FINE PORCELAIN STONEWARE - GRES CERAME FIN - FEINSTEINZEUG-KOLLEKTIONEN - GRES PORCELANICO FINO - ФАРФОРОВЫЙ КЕРАМОГРАНИТ



MADE IN FLORIM

# DETAILS WOOD of cerim grip

# OUTDOOR # 2


66

GRES FINE PORCELLANATO - FINE PORCELAIN STONEWARE - GRES CERAME FIN - FEINSTEINZEUG-KOLLEKTIONEN - GRES PORCELANICO FINO - ФАРФОРОВЫЙ КЕРАМОГРАНИТ




## details white

cod. 744317	60x60	23 <sup>5</sup> / <sub>8</sub> "x23 <sup>5</sup> / <sub>8</sub> "
cod. 744320	40x80	15 <sup>3</sup> / <sub>4</sub> "x31 <sup>1</sup> / <sub>2</sub> "



## details beige

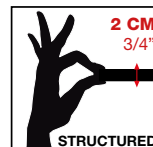
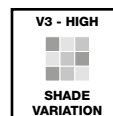
cod. 744319	60x60	23 <sup>5</sup> / <sub>8</sub> "x23 <sup>5</sup> / <sub>8</sub> "
cod. 744322	40x80	15 <sup>3</sup> / <sub>4</sub> "x31 <sup>1</sup> / <sub>2</sub> "



## details gray

cod. 744318	60x60	23 <sup>5</sup> / <sub>8</sub> "x23 <sup>5</sup> / <sub>8</sub> "
cod. 744321	40x80	15 <sup>3</sup> / <sub>4</sub> "x31 <sup>1</sup> / <sub>2</sub> "

DCOF >0,42 wet  
**R11 CLASSE B**




# NATURAL STONE of cerim

bocciardato / bush-hammered




MADE IN FLORIM



**white**

cod. 753277 60x60 23<sup>5</sup>/<sub>8</sub>"x23<sup>5</sup>/<sub>8</sub>"



**cream**

cod. 752150 60x60 23<sup>5</sup>/<sub>8</sub>"x23<sup>5</sup>/<sub>8</sub>"



**mineral**

cod. 753278 60x60 23<sup>5</sup>/<sub>8</sub>"x23<sup>5</sup>/<sub>8</sub>"



**fossil**

cod. 752151 60x60 23<sup>5</sup>/<sub>8</sub>"x23<sup>5</sup>/<sub>8</sub>"

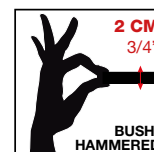
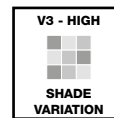


**coal**

cod. 753279 60x60 23<sup>5</sup>/<sub>8</sub>"x23<sup>5</sup>/<sub>8</sub>"

DCOF >0,42 wet  
**R11 CLASSE B**

<p>ISO 10645-4</p>	<p>RESISTENZA ALLA FLESSIONE IN Norme NORME EUROPEE, STRENGTH TEST / RESISTANCE A LA FLEXION EN Norme / RESISTANZTESTER EN Norme / RESISTENCIA A LA FLEXION EN Norme / KONFORMITÄTSGESAMEN EN Norme</p>	<p>valore medio 52</p>
	<p>Forza di rottura in N/m<sup>2</sup> &gt; 7,5 mm Breakdown strength in N/m<sup>2</sup> &gt; 7,5 mm / Force de rupture en N/m<sup>2</sup> &gt; 7,5 mm / Bruchkraft in N/m<sup>2</sup> &gt; 7,5 mm / Fuerza de rotura en N/m<sup>2</sup> &gt; 7,5 mm / Pruufspanning perenn. &gt; 7,5 mm</p>	<p>valore medio 10000 N</p>



**OUTDOOR # 2**

SQUADRATO - SQUARED - EQUARRI - REKTIFIZIERT - ESCUADRADO - КАЛИБРОВАННАЯ  
GRES FINE PORCELLANATO - FINE PORCELAIN STONEWARE - GRES CERAME FIN - FEINSTEINZEUG-KOLLEKTIONEN - GRES PORCELANICO FINO - ФАРФОРОВЫЙ КЕРАМОГРАНИТ



MADE IN FLORIM

OUTDOOR # 2

68

GRES FINE PORCELLANATO - FINE PORCELAIN STONEWARE - GRES CERAME FIN - FEINSTEINZEUG-KOLLEKTIONEN - GRES PORCELANICO FINO - ФАРФОРОВЫЙ КЕРАМОГРАНИТ

# MAPS of cerim

bocciardato / bush-hammered



## maps beige

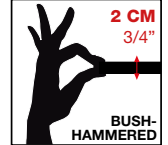
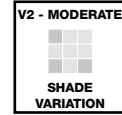
cod. 747135 60x60 23<sup>5/8</sup>"x23<sup>5/8</sup>"  
cod. 747713 40x80 15<sup>3/4</sup>"x31<sup>1/2</sup>"



## maps light grey

cod. 747714 60x60 23<sup>5/8</sup>"x23<sup>5/8</sup>"  
cod. 747712 40x80 15<sup>3/4</sup>"x31<sup>1/2</sup>"

DCOF >0,42 wet  
**R11 CLASSE B**



# ARTIFACT of cerim

grip



## worn\_sand

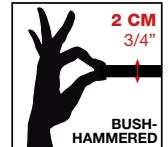
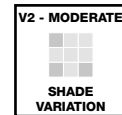
cod. 762769 60x60 23<sup>5/8</sup>"x23<sup>5/8</sup>"



## crafted\_graphite

cod. 762770 60x60 23<sup>5/8</sup>"x23<sup>5/8</sup>"

DCOF >0,42 wet  
**R11 CLASSE B**



# ROCK SALT of cerim bocciardato / bush-hammered



MADE IN FLORIM



## white gold

cod. 765928 60x120 23<sup>5</sup>/<sub>8</sub>"x47<sup>1</sup>/<sub>4</sub>"  
 cod. 765934 60x60 23<sup>5</sup>/<sub>8</sub>"x23<sup>5</sup>/<sub>8</sub>"



## celtic grey

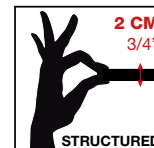
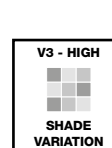
cod. 765932 60x120 23<sup>5</sup>/<sub>8</sub>"x47<sup>1</sup>/<sub>4</sub>"  
 cod. 765937 60x60 23<sup>5</sup>/<sub>8</sub>"x23<sup>5</sup>/<sub>8</sub>"



## danish smoke

cod. 768498 60x120 23<sup>5</sup>/<sub>8</sub>"x47<sup>1</sup>/<sub>4</sub>"  
 cod. 768500 60x60 23<sup>5</sup>/<sub>8</sub>"x23<sup>5</sup>/<sub>8</sub>"

DCOF >0,42 wet  
**R11 CLASSE B**



# OUTDOOR # 2

SQUADRATO - SQUARED - EQUARRI - REKTIFIZIERT - ESCUADRADO - КАЛИБРОВАННАЯ  
 FIN - FEINSTEINZEUG-KOLLEKTIONEN - GRES CERAME FIN - FINE PORCELAIN STONEWARE - GRES FINE PORCELLANATO



MADE IN FLORIM

# elemental stone of cerim

bocciardato / bush-hammered

# OUTDOOR # 2

70

GRES FINE PORCELLANATO - FINE PORCELAIN STONEWARE - GRES CERAME FIN - FEINSTEINZEUG-KOLLEKTIONEN - GRES PORCELANICO FINO - ФАРФОРОВЫЙ КЕРАМОГРАНИТ



## white sandstone

cod. 766427 60x120 23<sup>5/8</sup>"x47<sup>1/4</sup>"  
 cod. 766432 60x60 23<sup>5/8</sup>"x23<sup>5/8</sup>"



## cream sandstone

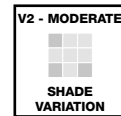
cod. 766429 60x120 23<sup>5/8</sup>"x47<sup>1/4</sup>"  
 cod. 766433 60x60 23<sup>5/8</sup>"x23<sup>5/8</sup>"



## grey sandstone

cod. 766430 60x120 23<sup>5/8</sup>"x47<sup>1/4</sup>"  
 cod. 766434 60x60 23<sup>5/8</sup>"x23<sup>5/8</sup>"

DCOF >0,42 wet  
**R11 CLASSE B**



# MATCH-UP of cerim grip



MADE IN FLORIM

**OUTDOOR # 2**  
 SQUADRATO - SQUARED - EQUARRI - REKTIFIZIERT - ESCUADRADO - КАЛИБРОВАННАЯ



**sugar**

cod. 772150 60x120 23<sup>5</sup>/<sub>8</sub>"x47<sup>1</sup>/<sub>4</sub>"



**sugar mix**

cod. 772156 60x120 23<sup>5</sup>/<sub>8</sub>"x47<sup>1</sup>/<sub>4</sub>"



**cookie**

cod. 772152 60x120 23<sup>5</sup>/<sub>8</sub>"x47<sup>1</sup>/<sub>4</sub>"




**cookie mix**

cod. 772157 60x120 23<sup>5</sup>/<sub>8</sub>"x47<sup>1</sup>/<sub>4</sub>"



**earl grey**

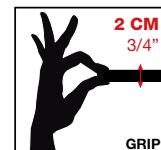
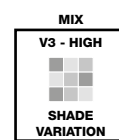
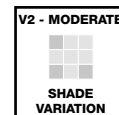
cod. 772155 60x120 23<sup>5</sup>/<sub>8</sub>"x47<sup>1</sup>/<sub>4</sub>"



**earl grey mix**

cod. 772158 60x120 23<sup>5</sup>/<sub>8</sub>"x47<sup>1</sup>/<sub>4</sub>"

DCOF >0,42 wet  
**R11 CLASSE C**





CERIM  
MATCH-UP OF CERIM - sugar mix 60x120 23%<sup>6</sup>°x47¼" grip





# 2 cm  
MADE IN FLORIM


**FLORIM**

**OUTDOOR  
SPECIAL PIECES**


SPECIAL TRIMS  
PIÈCES SPÉCIALES  
FORMSTÜCKE  
PIEZAS ESPECIALES  
СПЕЦИАЛЬНЫЕ ИЗДЕЛИЯ

Collections: AIRTECH/ - BUILDTECH/2.0 - INDUSTRIAL/ - TECH # 2 CM - WALKS/1.0 - RAWTECH/ - STONTECH/4.0 - PIETRE/3 - LA ROCHE - MAPS - STUDIOS  
NATURAL STONE - ROCK SALT - ELEMENTAL STONE - ONYX&MORE - MATCH-UP - EARTHTECH - ATMOSPHERES - SENSI THUN


Cod. 753646 Gradino toro 30x60x2 11¼"x23½"x¾"



Cod. 753649 Gradino toro con gocciolatoio 30x60x2 11¼"x23½"x¾"



Cod. 753652 Gradino doppio toro 30x60x2 11¼"x23½"x¾"



Cod. 753655 Gradino doppio toro con gocciolatoio 30x60x2 11¼"x23½"x¾"




Collections: MAPS OF CERIM

Cod. 753647 Gradino toro 40x80x2 15¼"x31½"x¾"




Cod. 753650 Gradino toro con gocciolatoio 40x80x2 15¼"x31½"x¾"



Cod. 753653 Gradino doppio toro 40x80x2 15¼"x31½"x¾"



Cod. 753656 Gradino doppio toro con gocciolatoio 40x80x2 15¼"x31½"x¾"




Collections: AIRTECH/ - BUILDTECH/2.0 - INDUSTRIAL/ - TECH # 2 CM - WALKS/1.0 - RAWTECH/ - STONTECH/4.0 - PIETRE/3 - LA ROCHE - MAPS - STUDIOS  
NATURAL STONE - ROCK SALT - ELEMENTAL STONE - ONYX&MORE - MATCH-UP - EARTHTECH - ATMOSPHERES - SENSI THUN

Cod. 753648 Gradino toro 40x120x2 15¼"x47¼"x¾"



Cod. 753651 Gradino toro con gocciolatoio 40x120x2 15¼"x47¼"x¾"



Cod. 753654 Gradino doppio toro 40x120x2 15¼"x47¼"x¾"



Cod. 753657 Gradino doppio toro con gocciolatoio 40x120x2 15¼"x47¼"x¾"













Collections: DETAILS WOOD OF CERIM - ICON OUTDOOR	
<p>Cod. <b>753646</b> Gradino toro 30x60x2 11¼"x23½"x¾"</p>	<p>Cod. <b>753649</b> Gradino toro con gocciolatoio 30x60x2 11¼"x23½"x¾"</p>
<p>Cod. <b>753652</b> Gradino doppio toro 30x60x2 11¼"x23½"x¾"</p>	<p>Cod. <b>753655</b> Gradino doppio toro con gocciolatoio 30x60x2 11¼"x23½"x¾"</p>
Collections: DETAILS WOOD OF CERIM	
<p>Cod. <b>753647</b> Gradino toro 40x80x2 15¼"x31½"x¾"</p>	<p>Cod. <b>753650</b> Gradino toro con gocciolatoio 40x80x2 15¼"x31½"x¾"</p>
<p>Cod. <b>753653</b> Gradino doppio toro 40x80x2 15¼"x31½"x¾"</p>	<p>Cod. <b>753656</b> Gradino doppio toro con gocciolatoio 40x80x2 15¼"x31½"x¾"</p>
Collections: SELECTION OAK - ICON OUTDOOR	
<p>Cod. <b>753648</b> Gradino toro 40x120x2 15¼"x47¼"x¾"</p>	<p>Cod. <b>753651</b> Gradino toro con gocciolatoio 40x120x2 15¼"x47¼"x¾"</p>
<p>Cod. <b>753654</b> Gradino doppio toro 40x120x2 15¼"x47¼"x¾"</p>	<p>Cod. <b>753657</b> Gradino doppio toro con gocciolatoio 40x120x2 15¼"x47¼"x¾"</p>

# OUTDOOR 20 MM/SPECIAL PIECES

SPECIAL TRIMS / PIÈCES SPÉCIALES / FORMSTÜCKE  
PIEZAS ESPECIALES / СПЕЦИАЛЬНЫЕ ИЗДЕЛИЯ




<p>Collections: AIRTECH/ - BUILDTECH/2.0 - INDUSTRIAL/ - TECH # 2 CM WALKS/1.0 - RAWTECH/ - STONTECH/4.0 - PIETRE/3 - LA ROCHE - STUDIOS MAPS - NATURAL STONE - ROCK SALT - ONYX&amp;MORE ELEMENTAL STONE</p>	<p>Collections: LA ROCHE - MAPS</p>
<p>Cod. 753852 Elemento ad Elle Angolo SX 30x60x8 11¼"x23½"x3⅜"</p> 	<p>Cod. 753858 Elemento ad Elle Angolo SX 40x80x8 15¼"x31½"x3⅜"</p> 
<p>Cod. 753850 Elemento ad Elle 30x60x8 11¼"x23½"x3⅜"</p> 	<p>Cod. 753856 Elemento ad Elle 40x80x8 15¼"x31½"x3⅜"</p> 
<p>Cod. 753851 Elemento ad Elle Angolo DX 30x60x8 11¼"x23½"x3⅜"</p> 	<p>Cod. 753857 Elemento ad Elle Angolo DX 40x80x8 15¼"x31½"x3⅜"</p> 
<p>Collections: AIRTECH/ - BUILDTECH/2.0 - INDUSTRIAL/ - TECH # 2 CM - MAPS WALKS/1.0 - RAWTECH/ - STONTECH/4.0 - PIETRE/3 - LA ROCHE - STUDIOS NATURAL STONE - ROCK SALT - ELEMENTAL STONE - MATCH-UP ONYX&amp;MORE - EARTHTECH - ATMOSPHERES - SENSI THUN</p>	<p>Collections: TECH # 2 CM - WALKS/1.0 - STUDIOS - LA ROCHE</p>
<p>Cod. 753855 Elemento ad Elle Angolo SX 60x60x8 23½"x23½"x3⅜"</p> 	<p>Cod. 753861 Elemento ad Elle Angolo SX 40x120x8 15¼"x47¼"x3⅜"</p> 
<p>Cod. 753853 Elemento ad Elle 60x60x8 23½"x23½"x3⅜"</p> 	<p>Cod. 753859 Elemento ad Elle 40x120x8 15¼"x47¼"x3⅜"</p> 
<p>Cod. 753854 Elemento ad Elle Angolo DX 60x60x8 23½"x23½"x3⅜"</p> 	<p>Cod. 753860 Elemento ad Elle Angolo DX 40x120x8 15¼"x47¼"x3⅜"</p> 

Collections: DETAILS WOOD OF CERIM - ICON OUTDOOR	
<p>Cod. <b>753661</b> Elemento ad Elle Angolo A SX 30x60x8 11¼"x23⅝"x3⅜" Cod. <b>753669</b> Elemento ad Elle Angolo A SX 40x80x8 15¼"x31½"x3⅜"</p> 	<p>Cod. <b>753843</b> Elemento ad Elle Angolo B SX 30x60x8 11¼"x23⅝"x3⅜" Cod. <b>753847</b> Elemento ad Elle Angolo B SX 40x80x8 15¼"x31½"x3⅜"</p> 
<p>Cod. <b>753658</b> Elemento ad Elle A 30x60x8 11¼"x23⅝"x3⅜" Cod. <b>753666</b> Elemento ad Elle A 40x80x8 15¼"x31½"x3⅜"</p> 	<p>Cod. <b>753659</b> Elemento ad Elle B 30x60x8 11¼"x23⅝"x3⅜" Cod. <b>753667</b> Elemento ad Elle B 40x80x8 15¼"x31½"x3⅜"</p> 
<p>Cod. <b>753660</b> Elemento ad Elle Angolo A DX 30x60x8 11¼"x23⅝"x3⅜" Cod. <b>753668</b> Elemento ad Elle Angolo A DX 40x80x8 15¼"x31½"x3⅜"</p> 	<p>Cod. <b>753842</b> Elemento ad Elle Angolo B DX 30x60x8 11¼"x23⅝"x3⅜" Cod. <b>753846</b> Elemento ad Elle Angolo B DX 40x80x8 15¼"x31½"x3⅜"</p> 
Collections: DETAILS WOOD OF CERIM - ICON OUTDOOR	
<p>Cod. <b>753665</b> Elemento ad Elle Angolo A SX 60x60x8 23⅝"x23⅝"x3⅜"</p> 	<p>Cod. <b>753845</b> Elemento ad Elle Angolo B SX 60x60x8 23⅝"x23⅝"x3⅜"</p> 
<p>Cod. <b>753662</b> Elemento ad Elle A 60x60x8 23⅝"x23⅝"x3⅜"</p> 	<p>Cod. <b>753663</b> Elemento ad Elle B 60x60x8 23⅝"x23⅝"x3⅜"</p> 
<p>Cod. <b>753664</b> Elemento ad Elle Angolo A DX 60x60x8 23⅝"x23⅝"x3⅜"</p> 	<p>Cod. <b>753844</b> Elemento ad Elle Angolo B DX 60x60x8 23⅝"x23⅝"x3⅜"</p> 


Pezzi speciali e fondo possono differire in termini di tonalità, il bordo può presentare stratificazioni di tonalità diverse. / Special pieces and field tiles may come in different shades, the slab's edge may show layers of differing hues. / Il peut y avoir des différences de tonalités entre les pièces spéciales et le fond, le bord pourrait présenter des stratifications de tonalités différentes. / Die Formteile können farblich von der Grundplatte abweichen, ihre Kanten können Schichtungen in unterschiedlichen Farbtönen aufweisen. / Piezas especiales y bases pueden diferir en términos de tonalidad, el borde puede presentar estratificaciones de diferente tonalidad. / Специальные элементы и фоновый материал могут отличаться по тону, край может иметь несколько слоев оттенков.

Collections: **SELECTION OAK - ICON OUTDOOR**


Cod. **753673** Elemento ad Elle Angolo A SX 40x120x8 15¼"x47¼"x3½"




Cod. **753849** Elemento ad Elle Angolo B SX 40x120x8 15¼"x47¼"x3½"




Cod. **753670** Elemento ad Elle A 40x120x8 15¼"x47¼"x3½"




Cod. **753671** Elemento ad Elle B 40x120x8 15¼"x47¼"x3½"



Cod. **753672** Elemento ad Elle Angolo A DX 40x120x8 15¼"x47¼"x3½"



Cod. **753848** Elemento ad Elle Angolo B DX 40x120x8 15¼"x47¼"x3½"



Pezzi speciali e fondo possono differire in termini di tonalità, il bordo può presentare stratificazioni di tonalità diverse. / Special pieces and field tiles may come in different shades, the slab's edge may show layers of differing hues. / Il peut y avoir des différences de tonalités entre les pièces spéciales et le fond, le bord pourrait présenter des stratifications de tonalités différentes. / Die Formenteile können farblich von der Grundplatte abweichen, ihre Kanten können Schichtungen in unterschiedlichen Farbtönen aufweisen. / Piezas especiales y bases pueden diferir en términos de tonalidad, el borde puede presentar estratificaciones de diferente tonalidad. / Специальные элементы и фоновый материал могут отличаться по тону, край может иметь несколько слоев оттенков.

# OUTDOOR 20 MM/SPECIAL PIECES

SPECIAL TRIMS / PIÈCES SPÉCIALES / FORMSTÜCKE / PIEZAS ESPECIALES / СПЕЦИАЛЬНЫЕ ИЗДЕЛИЯ

Collections: **SELECTION OAK - ICON OUTDOOR**



esempio di posa elemento elle A + angolo A SX  
40x120x8 15¾"x47¼"x3⅜"



esempio di posa elemento elle B + angolo B SX  
40x120x8 15¾"x47¼"x3⅜"

Collections: **DETAILS WOOD OF CERIM - ICON OUTDOOR**



esempio di posa elemento elle A + angolo A SX  
40x80x8 15¾"x31½"x3⅜" - 30x60x8 11¼"x23⅝"x3⅜"



esempio di posa elemento elle B + angolo B SX  
40x80x8 15¾"x31½"x3⅜" - 30x60x8 11¼"x23⅝"x3⅜"

Collections: **DETAILS WOOD OF CERIM - ICON OUTDOOR**



esempio di posa elemento elle A + angolo A SX  
60x60x8 23⅝"x23⅝"x3⅜"



esempio di posa elemento elle B + angolo B SX  
60x60x8 23⅝"x23⅝"x3⅜"

**Pezzi speciali e fondo possono differire in termini di tonalità, il bordo può presentare stratificazioni di tonalità diverse.**

Special pieces and field tiles may come in different shades, the slab's edge may show layers of differing hues.

Il peut y avoir des différences de tonalités entre les pièces spéciales et le fond, le bord pourrait présenter des stratifications de tonalités différentes.

Die Formteile können farblich von der Grundplatte abweichen, ihre Kanten können Schichtungen in unterschiedlichen Farbtönen aufweisen.

Piezas especiales y bases pueden diferir en términos de tonalidad, el borde puede presentar estratificaciones de diferente tonalidad.

Специальные элементы и фоновый материал могут отличаться по тону, край может иметь несколько слоев оттенков.








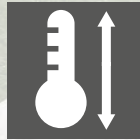
**technical info**

## ADVANTAGES


The new solution made in 3/4" extra tick porcelain stoneware for outdoor tiling made by high-class quartzes and metal oxides pressed at 882lb/3/4" sintered at 2228°F.




HARDER AND STRONGER THAN WOOD, CONCRETE, AND NATURAL STONES



RESIST TO THERMAL SHOCKS




CONTROLLED COLOR VARIATION AND QUALITY




THROUGH-BODY COLOR



HIGHLY RESISTANT TO CHEMICALS, MOLD & MILDEW, SALT & CORROSION, AND STAINS



SQUARED



EASY TO REMOVE



QUICK AND EASY TO INSTALL



EASY TO CLEAN



ENDLESS DESIGN OPTIONS



GREEN CERTIFIED BY

Greenguard, Greenguard Gold, Bureau Veritas, Certified for export to China, CE, TÜV SÜD

### PLUS

- spessore 2 cm
- facile e veloce da installare
- removibile facilmente
- facile manutenzione
- posa senza fughe

### PLUSPUNKTE

- Stärke 2 cm
- Einfache und schnelle Installation
- Einfache Entfernung
- Leichte Pflege
- Fugenlose Verlegung

### BENEFITS

- 2cm thick
- quick and easy to install
- easy to remove
- easy to maintain
- jointless installation

### PLUS

- épaisseur 2 cm
- facile et rapide à installer
- facile à enlever
- entretien facile
- pose sans joints

### PLUS

- espesor de 2 cm
- fácil y rápido de instalar
- se puede quitar fácilmente
- mantenimiento fácil
- colocación sin juntas

### PLUS

- толщина 2 см
- быстрая и простая установка
- легко удаляется
- простой уход
- укладка без fugи

# OUTDOOR/TECHNICAL INFO

## Vantaggi tecnici • Technical advantages • Avantages techniques Technische Vorteile • Ventajas técnicas • Технические преимущества

D-COF > 0,42 WET




- Lastra monolitica compatta di spessore 2 cm squadrata e rettificata
- Compact monolithic slab 2 cm thick squared and rectified
- Dalle monolithique compacte de 2 cm d'épaisseur, équaree et rectifiée
- Kompakte monolithische Platte, 2 cm dick, rechteckig und scharfkantig geschliffen
- Losa monolítica compacta de 2 cm de espesor, es cuadrada y rectificada.
- Монолитная плотная плита толщиной 2 см, с обрезанными и выровненными кромками



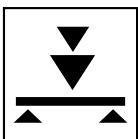
- INGELIVO
- FROST RESISTANT
- INGÉLIF
- FROSTBESTÄNDIG
- RESISTENTE A LA HELADA
- МОРОЗОСТОЙКАЯ



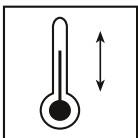
- ANTISCIVOLO
- ANTI SLIP
- ANTIDÉRAPANT
- RUTSCHFEST
- ANTIDESLIZANTE
- НЕСКОЛЬЗКАЯ




- RIMOVIBILE E RIUTILIZZABILE
- REMOVABLE AND REUSABLE
- DÉMONTABLE ET RÉUTILISABLE
- ENTFERNBAR UND WIEDERVERWENDBAR
- DESMONTABLE Y REUTILIZABLE
- МОЖЕТ СНИМАТЬСЯ И ПОВТОРНО ИСПОЛЬЗОВАТЬСЯ




- ELEVATA RESISTENZA AI CARICHI STATICI
- HIGH STATIC LOAD RESISTANCE
- RÉSISTANCE ÉLEVÉE AUX CHARGES STATIQUES
- HOHE STATISCHE BELASTBARKEIT
- ELEVADA RESISTENCIA A LAS CARGAS ESTÁTICAS
- ВЫДЕРЖИВАЕТ БОЛЬШИЕ СТАТИЧЕСКИЕ НАГРУЗКИ



- RESISTENTE AGLI SBALZI TERMICI
- THERMAL SHOCK RESISTANT
- RÉSISTANT AUX ÉCARTS THERMIQUES
- TEMPERATURWECHSELBESTÄNDIG
- RESISTENTE A LAS OSCILACIONES TÉRMICAS
- СТОЙКАЯ К ТЕПЛОВЫМ ПЕРЕПАДАМ



- INATTACCABILE DA AGENTI CHIMICI E MUFFE
- IMPERVIOUS TO ATTACK BY CHEMICALS OR MOULD
- RÉSISTANT AUX AGENTS CHIMIQUES ET AUX MOISSURES
- UNANGREIFBAR DURCH CHEMISCHE STOFFE UND SCHIMMEL
- RESISTENTE A LOS AGENTES QUÍMICOS Y A LOS MOHOS
- НЕ ПОДВЕРГАЕТСЯ ВОЗДЕЙСТВИЮ ХИМИЧЕСКИХ ВЕЩЕСТВ И ПЛЕСЕНИ



- FACILE DA POSARE
- EASY TO INSTALL
- FACILE À POSER
- VERLEGELEICHT
- FÁCIL DE COLOCAR
- ЛЕГКО УКЛАДЫВАЕТСЯ



- FACILE DA PULIRE
- EASY TO CLEAN
- FACILE À NETTOYER
- REINIGUNGSLEICHT
- FÁCIL DE LIMPIAR
- ЛЕГКО ЧИСТИТСЯ



83

**N.B. Le lastre ceramiche sono sottoposte a un trattamento di compattazione termica che assicura resistenza e durata nel tempo. Il bassissimo assorbimento d'acqua rende perciò il materiale ingelivo. Ciò può comportare ristagni d'acqua superficiali anche per materiale installato a regola d'arte.** / Ceramic tiles undergo a compacting thermal treatment that ensures resistance and durability. The low level of water absorption makes the slabs frost resistant. This could result in superficial water stagnations even if materials are installed in a workmanlike manner. / Les carreaux de céramique subissent un traitement thermique de compactage qui assure résistance et durabilité. Le bas niveau d'absorption d'eau rend les dalles résistant au gel. Il pourrait en résulter des stagnations d'eau superficielles, même si les dalles ont été installées dans les règles de l'art. / Die Keramikplatten werden einer thermischen Verdichtung unterzogen, welche die Widerstandsfähigkeit und Langlebigkeit sichert. Die extrem niedrige Wasseraufnahme macht das Material frostsicher. Die hohe Materialdichte kann, auch bei einer perfekten Verlegung, eine längere Abtrocknungszeit von angestautem Wasser zur Folge haben. / Las baldosas cerámicas se someten a un tratamiento de compactación térmica que asegura resistencia y durabilidad. La baja absorción de agua hace que las baldosas resistan al hielo. Esto podría resultar en estancamientos superficiales de agua, incluso si los materiales están instalados según las reglas del arte. / Керамическая плитка подвергается термическому уплотнению, что обеспечивает ей прочность и износостойкость. За счёт очень низкого водопоглощения она не промерзает, при этом даже при правильной укладке возможны застои воды на поверхности плитки.

## STONALIZZAZIONE

Ogni prodotto Casa dolce casa si caratterizza per un grado di stonalizzazione variabile da prodotto a prodotto, da colore a colore. Per stonalizzazione s'intende variazione di gradazione cromatica da piastrella a piastrella, in ogni scatola di prodotto. Non è possibile richiedere il materiale Casa dolce casa con un grado di stonalizzazione diverso da quello indicato per articolo.

## COLOR SHADE VARIATION

Every Casa dolce casa product is characterized by a degree of color shading that varies from product to product, from color to color. Color shading means chromatic variation from tile to tile in every box. It is not possible to request Casa dolce casa material in color shade variations other than those shown per item.

## DÉNUANCEMENT

Chaque produit Casa dolce casa est caractérisé par un degré de dénuancement qui varie d'un produit à l'autre, d'un coloris à l'autre. On entend par dénuancement une variation de gradation chromatique d'un carreau à l'autre, dans chaque carton.

Le matériau Casa dolce casa ne peut être fourni avec un degré de différence de ton différent de celui indiqué pour chaque article.

## DIE VARIATION

Die Variation aller einzelnen Produkte von Casa dolce casa fällt von Produkt zu Produkt, von Farbe zu Farbe, gänzlich anders aus. Dabei ist die Variation der Farbstufen der einzelnen Fliese und Produktpackung maßgebend. Das Casa dolce casa Material kann nicht mit einem anderen Nuancierungsgrad als dem speziell für jeden Artikel angegebenen bestellt werden.

## DESTONIFICACIÓN

Todos los productos Casa dolce casa están caracterizados por un nivel de destonificación variable entre un producto y otro y entre un color y otro. La destonificación es la variación de gradación cromática entre una baldosa y otra, en cada caja de producto.

No se puede solicitar el material Casa dolce casa con un grado de destonificación distinto del indicado para cada artículo.

## РАЗБРОС ЦВЕТОВОГО ТОНА

Каждый вид продукции линии Casa dolce casa характеризуется варьирующейся степенью тона, присущего каждому виду продукции, каждому цвету. Под разбросом цветового тона подразумевается изменение степени цветовой градаций плиток, находящихся в коробке. Не представляется возможным производить заказ на материал линии Casa dolce casa, степень разброса цветового тона которого отличалась бы от указанного для данного артикула.

### V1 - LOW



SHADE  
VARIATION

### V1/LOW

PRODOTTO MONOCROMATICO.  
The least amount of shade and texture variation attainable in naturally fired clay products.  
Produit monochromatique  
Einfarbiges Produkt  
Producto Monocromático  
ОДНОЦВЕТНАЯ ПРОДУКЦИЯ.

### V2 - MODERATE



SHADE  
VARIATION

### V2/MODERATE

PRODOTTO CON LEGGERA VARIAZIONE CROMATICA.  
Light to moderate shade and texture variation within each carton.  
Produit à légère variation chromatique  
Produkt mit leichter Farbnuance  
Producto con una pequeña variación cromática  
ПРОДУКЦИЯ С ЛЕГКИМИ ЦВЕТОВЫМИ ИЗМЕНЕНИЯМИ.

### V3 - HIGH



SHADE  
VARIATION

### V3/HIGH

PRODOTTO CON MARCATA VARIAZIONE CROMATICA.  
High shade texture variation within each carton.  
Produit à variation chromatique accentuée  
Produkt mit ausgeprägter Farbnuance  
Producto con evidente variación cromática  
ПРОДУКЦИЯ С ЯРКИМИ ЦВЕТОВЫМИ ИЗМЕНЕНИЯМИ.

### V4 - RANDOM



SHADE  
VARIATION

### V4/RANDOM

PRODOTTO CON FORTE VARIAZIONE CROMATICA.  
Very high shade and texture variation within each carton.  
Produit à forte variation chromatique  
Produkt mit starker Farbnuance  
Producto con fuerte variación cromática  
ПРОДУКЦИЯ С СИЛЬНЫМИ ЦВЕТОВЫМИ ИЗМЕНЕНИЯМИ.



### 放射性水平 A类

Certificazione obbligatoria per l'esportazione in Cina  
Certification mandatory for export to China  
Certification obligatoire pour l'exportation en Chine  
Für den Export nach China obligatorische Zertifizierung  
Certificación obligatoria para la exportación a China  
Обязательная сертификация для экспорта в Китай



**FLORIM Ceramiche S.p.A SB. a socio unico**  
**Via Canaletto, 24 - 41042 Fiorano Modenese (MO) - Italia**

**05**

**FLORIM 001**

**EN 14411:2012**

Dry-pressed ceramic tiles, with water absorption  $E_b \leq 0,5 \%$ ,  
for internal and external walls and floorings

Per informazioni relative ai dati tecnici su marcatura CE vedere il sito [www.florim.com](http://www.florim.com)  
Please refer to our web site [www.florim.com](http://www.florim.com) for technical information related to CE labeling  
Pour tout renseignement sur l'avis technique de la marque CE veuillez consulter le site [www.florim.com](http://www.florim.com)  
Informationen bezüglich technischer Daten zur Beschriftung CE entnehmen Sie unserer Website [www.florim.com](http://www.florim.com)  
Para informaciones relativas a las especificaciones técnicas sobre la marca CE, chequear el sitio [www.florim.com](http://www.florim.com)  
ИНФОРМАЦИЯ ПО ТЪХ. ЦЕННЫМ, ОТНОСЯЩИМСЯ К МАРКИРОВКЕ "CE" ПРИНЦІПНІ К СКІТІТЬ [www.florim.com](http://www.florim.com)



Sistema di gestione della Qualità:  
**Certificato n°. 50 100 1271**

Sistema di gestione dell'Ambiente:  
**Certificato n°. 50 100 100 74**

Sistema di gestione della Salute e Sicurezza dei lavoratori:  
**Certificato n°. 50 100 13825**

Sistema di gestione dell'Energia:  
**Certificato n°. 50 100 13545**





**Florim Ceramiche S.p.A. SB**

Via Canaletto, 24 / 41042 Fiorano Modenese (MO) / T. +39 0536 840111 / F. +39 0536 844750 / [florim.com](http://florim.com)