

MERU


Mount Meru is the fabled center of the universe where kings and gods convene while the mortal world spins around them. As a sculpted tile, Meru presents a highly carved, beaded and uneven surface, with varying dots placed in mesmerizing concentric patterns. Offered in Bianco Carrara or Nero marble, each textured tile is hand-finished to a velvety patina that imbues a sense of antiquity, creating a tactile connection to centuries past.




Ceramic Matrix

An Architectural Surfaces Company

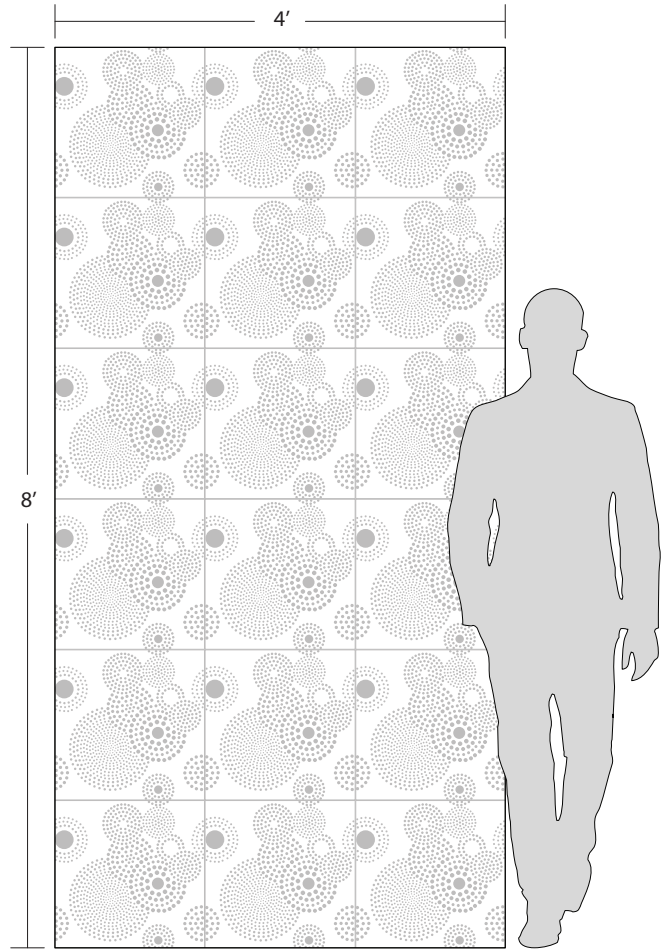
MERU



Bianco Carrara



Nero



APPLICATIONS									VARIATION				TAILORED TO CUSTOMIZATION	
INTERIOR FLOOR	INTERIOR WALL	SHOWER WALL	SHOWER FLOOR	EXTERIOR FLOOR	EXTERIOR WALL	POOL/ FOUNTAIN	COUNTER TOP	FIREPLACE SURROUND	V1	V2	V3	V4	CARPET CUTTING	FIELD
No	All	Yes, including steam ¹	No	No	Yes, non-freeze thaw	No	No	Yes					FINISH	MOSAIC
													SADDLE	VANITY TOP
													WATERJET	

INSTALLATION/MAINTENANCE										
SETTING MATERIAL	GROUT	GROUT JOINT	MEMBRANE	CAULK	SEALER	CLEANER	INSTALLATION INSTRUCTIONS	LAYOUT	DRY LAYOUT	QR CODE
Ardex X4 White Tile & Stone Mortar ²	Ardex FG-C Microtec Unsanded ³	1/16" minimum	Ardex B + 9	Ardex SX	AquaMix Sealers Choice Gold ⁴	AquaMix Concentrated Cleaner	TCNA Handbook	Maintain tile orientation	Required	

FIELD TILE
Stone Field Dimensional 16" x 16" x 3/8" Carved

NOTES

¹ Shower: Product must be installed in accordance with current TCNA Handbook Stone Method.

² Alternate setting material: Mapei Ultraflex LFT White or Ardex X77 White Microtec Fiber Reinforced Mortar. White Mortar is recommended for natural stone.

³ Alternate grout: Mapei Ultracolor Plus FA or Mapei Keracolor Unsanded.

Tech Note: Tile is handmade. Wall use only. Pattern is directional, maintain tile orientation during installation. Allow for variation in piece-to-piece alignment.