



PRATT + LARSON

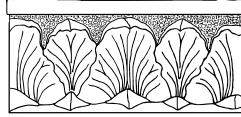


THEMATIC RELIEF

BOTANICAL CAPS + HALF ROUNDS




BB-TBRA
BB Branch Cap 4x8




BB-TACA
BB Acanthus Cap 4x8



BB-TBLO
BB Blossoms Cap 3¹/₄x8



BB-UBRA
BHRA Branch 2x8



BB-VBRA
BHRB Branch 1¹/₂x8




BB-VBEE
BHRB Branch w/bee 1¹/₂x8



VR-UTRC
VHRA Trellis C 2x8



BB-VOAL
BHRB Oak Leaf 1¹/₂x8



BB-VROL
BHRB Rose Leaf 1¹/₄x8



BB-WVIN
BHRB Vine 1¹/₂x8



BB-WVIN
BHRC Vine 1x8



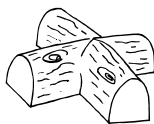
BB-WBRA
BHRC Branch 1x8



BB-WBEA
Botanical Bead 1x8



BB-XBRA
BHRD Branch 1¹/₂x8



Branch Cross Corner available for:
 BHRA Branch BB-UBRX
 BHRB Branch BB-VBRX
 BHRC Branch BB-WBRX

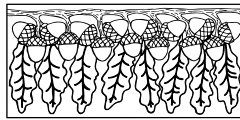


WW40

BOTANICAL BORDERS




BB-APIN
BBA Pinecone 4x8



BB-AACO
BBA Acorn 4x8



BB-ALEA
BBA Leaves 4x8



BB-AROS
BBA Rose 4x8



LJ-ABOR
LJA Border 4x8



BB-BPIN
BBB Pinecone 1¹/₂x8



BB-BACO
BBB Acorn 1¹/₂x8



BB-BOLE
BBB Oak Leaf 2x8



BB-BLEA
BBB Leaves 2x8



BB-BIVY
BBB Ivy 2x8



BB-BACA
BBB Acanthus 2x8



VR-BTWI
VRB Twisted Leaf 2x8



BB-BRSE
BBB Rose 2x8



BB-BWRO
BBB Wild Rose 2x8



BB-CROB
BBC Rose Bud 1x8



BB-CROS
BBC Rose 1x8



LJ-BROW
LJB Rock Wall
w/snail 2x8



LJ-BROC
LJB Rock Wall no
snail 2x8



LJ-CROW
LJC Rock Wall 1x8



BB-CPIN
BBC Pinecone 1x8



BB-CLEA
BBC Leaves 1¹/₂x8

DECORATIVE 2X2s



BB-FACO
BBF Acorn



BB-FDAI
BBF Daisy



BB-FDIA
BBF
Dianthus



BB-FDOG
BBF
Dogwood



BB-FELM
BBF Elm



BB-FIRI
BBF Iris



BB-FMAP
BBF Maple



BB-FOAK
BBF Oak



BB-FPAN
BBF Pansy



BB-FPIN
BBF
Pinecone



BB-FPIW
BBF
Pinwheel



BB-FPOP
BBF Pop-
lar



BB-FPPY
BBF Poppy



BB-FQUI
BBF Quince



BB-FROS
BBF Rose



BB-FBUD
BBF Rose
Bud



BB-FWRO
BBF Wild
Rose



AA-FART
AAF
Artichoke



LJ-FGRP
LJF Grape



LJ-FBEA
LJF Bear



LJ-FBEE
LJF Bee



LJ-FFIS
LJF Fish



LJ-FFRO
LJF Frog



LJ-FGRA
LJF Grass-
hopper



LJ-FMAY
LJF
MayFly



LJ-FOWL
LJF Owl



LJ-FQUA
LJF Quail



LJ-FRAB
LJF Rabbit



LJ-FSQU
LJF Squirrel



LJ-FDUC
LJF Duck



LJ-FTUR
LJF Turtle



LJ-FMJE
LJF Jellyfish



LJ-FMSK
LJF Skate



LJ-FMSE
LJF Sea
horse



SL-FMIT
SLF Mitre



SL-FSCA
SLF Scallop



SL-FSCD
SLF Diag.
Scallop



SL-FSNA
SLF Snail



SL-FSPI
SLF Spiral



SL-FSTA
SLF Starfish



SL-FURC
SLF Urchin



SL-FVOL
SLF Volute



DC-FCIR
DCF Circle



DC-FCON
DCF Cone



DC-FPYR
DCF Pyramid



DC-FSPI
DCF Spiral



DC-FSTA
DCF Star




DC-FIDC
DCF Ironworks C



2x2 tiles shown in WW7



4X8 ANIMALS




LJ-ABEL
LJA Bear Left*




WW40




LJ-ABVL
LJA Beaver Left*




LJ-ABIL
LJA Bison Left*



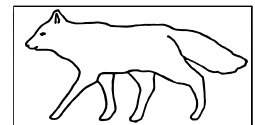
LJ-ADEL
LJA Deer Left*




LJ-AELL
LJA Elk Left*



LJ-AMOL
LJA Moose Left*




LJ-AFXL
LJA Fox Left*



LJ-ARAL
LJA Rabbit Left*



LJ-ASQL
LJA Squirrel Left*




LJ-APFI
LJA Pond Fish



WW8



LJ-APFR
LJA Pond Frog




LJ-APMI
LJA Pond Minnow




LJ-APNE
LJA Pond Newt



LJ-APON
LJA Pond Waterlily



LJ-APLP
LJA Pond Lilypad



LJ-APTU
LJA Pond Turtle



LJ-APWE
LJA Pond Weeds

* also available facing right



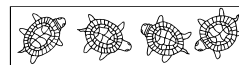
LJ-BBEE
LJB Bee 2x8



WW70



LJ-BDRA
LJB Dragonflies
1 1/2 x 8




LJ-BTUR
LJB Turtle 2x8



WW60


4X4 ANIMALS




LJ-DANL
LJD Antelope




LJ-DBEA
LJD Bear




LJ-DBEE
LJD Bee




LJ-DBSR
LJD Big Horn
Sheep Right




LJ-DBIB
LJD Bird B




LJ-DBIC
LJD Bird C



LJ-DBOR
LJD Bobcat




LJ-DBUT
LJD Butterfly




LJ-DHNL
LJD Hen




LJ-DDRD
LJD Dragonfly




LJ-DDUR
LJD Duck



LJ-DELL
LJD Elk Left



LJ-DFRD
LJD Frog




LJ-DHEL
LJD Heron




LJ-DHVE
LJD Hive




LJ-DHUM
LJD Hum-
mingbird




LJ-DMGR
LJD Moun-
tain Goat




LJ-DOWF
LJD Owl




LJ-DRAR
LJD Rabbit



LJ-DRSR
LJD Rooster



LJ-DSQL
LJD Squirrel



LJ-DTUL
LJD Turtle Left


MURALS + PANELS



8x12 LJZ Woodland Bear Panel
LJ-ZWBP



8x12 LJZ Pond Panel
LJ-ZPDP




6x18 Bear Panel
Right - 3 pc
LJ-EBPR




6x18 Bear Panel
Left - 3 pc
LJ-EBPL



6x18 Heron
Right - 3 pc
LJ-EHPR




6x12 - 2 pc
Marsh Grass
LJ-EHPG




6x18 Heron
Left - 3 pc
LJ-EHPL


GARDEN MURALS



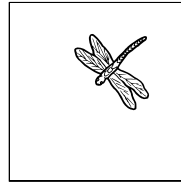
FV-ZPNP FVZ Pear Tree 18x18 (9 tiles)




LJ-EGB1
LJE One Bee




LJ-EGB2
LJE Two Bees



LJ-EGDR
LJE DragonFly




LJ-EGBU
LJE ButterFly



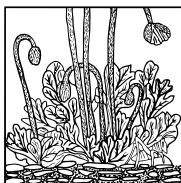

LO-ELBC
LJ Bird C




LO-ELBB
LJ Bird B




LJ-EGIP
LJ Iris Panel
6x18- 3 pc




LJ-EGPP
LJ Poppy Panel
6x12- 2 pc




LJ-EGTP
LJ Tulip Panel
6x12- 2 pc



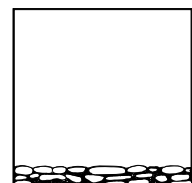
LJ-EGHU
Hummingbird



LJ-EGHC
LJE Hens/Chicks



LJ-EGHO
LJE Hosta




LJ-EGRO
LJE Rock Wall


MARINE LIFE




LJA 4x8 Marine
Seahorses
LJ-AMSE




LJA 4x8 Marine
Fish
LJ-AMFI



LJA 4x8 Marine
Crab
LJ-AMCF




LJA 4x8 Marine
Floor
LJ-AMFL



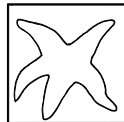
2x8 Marine Life
LJ-BMLI



4x4 Fish
LJ-DMFI



4x4 Hermit
Crab
LJ-DMHC



4x4
Starfish
LJ-DMST



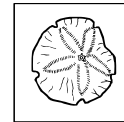
4x4
Seahorse
LJ-DMSE




4x4 Marine
Jellyfish
LJ-DMJF




4x4 Marine
Skate
LJ-DMSK



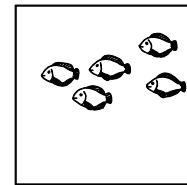
4x4
Sanddollar
LJ-DMSA



4x4 Marine
Sea Turtle
LJ-DMTU




6x6 Marine
Fish
LJ-EMFI



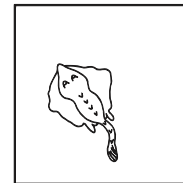
6x6 Marine
School
LJ-EMFS




6x6 Marine
Jellyfish
LJ-EMJE



6x6 Marine
Seahorse
LJ-EMSE



6x6 Marine
Skate
LJ-EMSK



6x6 Sea Turtle
LJ-EMTU



2x2 Skate
LJ-FMSK




Jellyfish
LJ-FMJE




2x2 Seahorse
LJ-FMSE




2x2 Turtle
LJ-FTUR



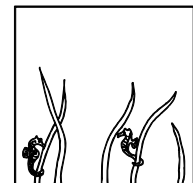
6x6 Marine
Floor
LJ-EMFL



6x12 LJ Coral
Panel - 2 pc
LJ-EMCP



6x12 Seahorse
Panel - 2 pc
LJ-EMSP



6x12 LJ Seaweed
Panel - 2 pc
LJ-EMTP

SEA LIFE



SLA Ocean Border A 4x8
SL-AOBA



SLA Ocean Border B 4x8
SL-AOBB



SLA Ocean Border C 4x8
SL-AOBC



SLA Ocean Border D 4x8
SL-AOBD



SLB Shell Border
Corner 1³/₄x1³/₄
SL-BSHZ



SLB Shell Border
1³/₄x8
SL-BSHB



SLB Octopus 2x8
SL-BOCT



SLC Shell Liner 1x8
SL-CSHL

2X2s



SLF Mitre
SL-FMIT



SLF Scallop
SL-FSCA



Diagonal
Scallop
SL-FSCD



SLF Snail
SL-FSNA



SLF Spiral
SL-FSPI



Starfish
SL-FSTA

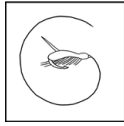


SLF Urchin
SL-FURC

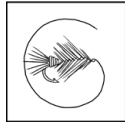


SLF Volute
SL-FVOL

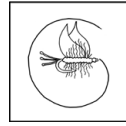
FLY FISHING



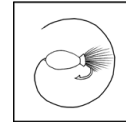
Fly A 4X4
BC-DFFA



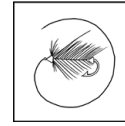
Fly B 4X4
BC-DFFB



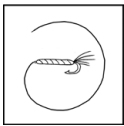
Fly C 4X4
BC-DFFC



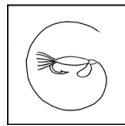
Fly D 4X4
BC-DFFD



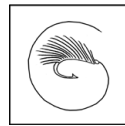
Fly E 4X4
BC-DFFE



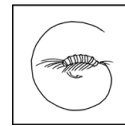
Fly F 4X4
BC-DFFF



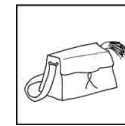
Fly G 4X4
BC-DFFG



Fly H 4X4
BC-DFFH



Fly J 4X4
BC-DFFJ



Fishing Creel 4X4
BC-DFFK



Fly A 2X2
BC-FFFA



Fly B 2X2
BC-FFFB



Fly C 2X2
BC-FFFC



Fly D 2X2
BC-FFFD



Fly E 2X2
BC-FFFE



Fly F 2X2
BC-FFFF



Fly G 2X2
BC-FFFG



Fly H 2X2
BC-DFFH



Fly A 1X1
BC-LFFA



Fly B 1X1
BC-LFFB



Fly C 1X1
BC-LFFC



Fly D 1X1
BC-LFFD

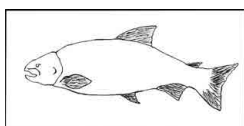


Fly E 1X1
BC-LFFE



Fly F 1X1
BC-LFFF


* 1x1's not to scale



BC Salmon Left* 4x8
BC-ASAL



Fishing Pole Left* 2X8
BC-BFFAL




Fly Border B 2x8
BC-BFFB




Fly Liner A 1x8
BC-CFFA

* also available facing right


TREE PANELS



18x24 AAZ Large Tree Panel (12 pc)
AA-ZLTP



6x18
BB Tree Side
Panel- 3pc
BB-ECYP



8x12 BBZ Tree Panel
BB-ZCYP



6X24
AA Fir Tree
Panel- 4pc
AA-EFT4

6X18
AA Fir Tree
Panel- 3pc
AA-EFT3

6x6
AA Fir Tree
Ground
AA-EFTG

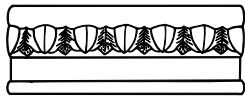
6x12
AA Fir Tree
Panel- 2pc
AA-EFT2

6x24
3 Fir Trees
Panel- 4pc
AA-E3F4

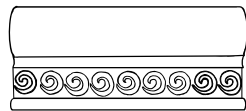
6x18
3 Fir Trees
Panel- 3pc
AA-E3F3

6x12
AA 3 Fir Trees
Panel- 2 pc
AA-E3F2

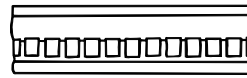
DC SERIES



DC-UEGG
DCU Egg & Dart
Cap 3x8



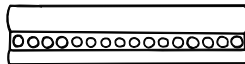
DC-USPI
DCU Spiral Cap
3 1/2 x 8



DC-VDEN
DCV Dentil Cap 2 1/4
x 8



DC-VEGG
DCV Egg & Dart Cap
1 3/4 x 8



DC-VDOT
DCV Dot Cap
2x8




DC-CDEN
DCC Dentil 1x8



DC-CEGG
DCC Egg & Dart
1x8



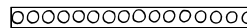
DC-CPYR
DCC Pyramid 1x8



DC-CSPI
DCC Spiral 1x8



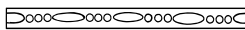
DC-CBEA
DCC Beads 1/2 x 8



DC-CDOT
DCC Dots 1/2 x 8



DC-CFEA
DCC Feather 1/2 x 8



DC-CNEC
DCC Necklace 1/2 x 8



DC-CRIB
DCC Ribbon 1/2 x 8



DC-FPYR
DCF Pyramid
2x2



DC-FSPI
DCF Spiral
2x2



DC-FSTA
DCF Star
2x2




DC-FCIR
DCF Circle
2x2




DC-FCON
DCF Cone
2x2




IRONWORKS




DC-EIDA
Ironworks A



DC-EIDB
Ironworks B



DC-EIDC
Ironworks C



DC-BIBA
DCB Ironworks A 2x8




DC-BIBB
DCB Ironworks B 2x8



DC-BIBC
DCB Ironworks C 2x8



DC-CIBA
DCC Ironworks A 1x8



DC-CIBB
DCC Ironworks B 1/2x8



DCF Ironworks A 2x2
DC-FIDA



DCF 2x2 Ironworks B
DC-FIDB



DCF 2x2 Ironworks C
DC-FIDC



Monochrome
Glaze- W5

Hand Painted
DuoChrome- DW5

Hand Painted
As in Nature- WW5

Thematic relief designs may be ordered in any monochrome glaze color or hand painted in DuoChrome or “as in nature” on the background color of your choice. To customize the hand painting, choose from the corresponding 16 flower color palette and specify your color placement using a line drawing.

Our handmade tile will vary in color, surface and size. Please refer to our glaze usage guide for application recommendations.

WATERCOLOR HAND PAINTING PALETTES



WW1 Color Palette



WW5 Color Palette



WW7 Color Palette



WW10 Color Palette

Many of our glazes may be used as a background color for hand painting. Specify our standard color placement by ordering "as in nature". To customize the hand painting, choose from the corresponding 16 flower color palette and specify your color placement using a line drawing.

Our handmade tile will vary in color, surface and size. Please refer to our glaze usage guide for application recommendations.

HAND PAINTING - DUOCHROME



DuoChrome 4x4 Vine Flower B VR-FLOB

Thematic Relief tiles may be ordered hand painted using the DuoChrome technique. Choose any lighter or midrange Watercolor glaze for the background and our artists will select a darker accent color along with white to create a tone-on-tone effect.

Our handmade tile will vary in color, surface and size. Please refer to our glaze usage guide for application recommendations.



PRATT + LARSON

