ZELLIGE

Handmade by Moroccan tile artisans with generations of experience in creating vibrantly glazed ceramic tile, the Zellige collection offers extraordinary versatility for walls, floors, and backsplashes. Following ancient tradition, artisans shape and glaze each tile by hand, resulting in the exceptional color variation for which Zellige is known. Stocked in 10 colors, each 4" x 4" x ½", ideal for installation as walls and floors in single colors, blended, or patterned. Two palettes are offered, a soft range in Cloud White, Sea Spray, Sky Blue, Sand, and Rose, and an assortment of deeply saturated hues in Sumac, Turmeric, Cumin, Coriander, and Mediterranean Blue.

PICTURED: CLOUD, ROSE, SEA SPRAY

Ceramic Matrix

An Architectural Surfaces Company

ZELLIGE

Cloud

Sand

Rose


Sea Spray

Sky Blue

Turmeric

Cumin

Sumac

Coriander

Mediterranean Blue



APPLICATIONS

INTERIOR FLOOR	INTERIOR WALL	SHOWER WALL	SHOWER FLOOR	EXTERIOR FLOOR	EXTERIOR WALL	POOL/ FOUNTAIN	COUNTER TOP	FIREPLACE SURROUND
Residential Light	All excluding showers	No	No	No	No	No	Yes	Yes

VARIATION

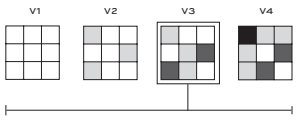

TAILORED TO CUSTOMIZATION

- CARPET CUTTING
- FIELD
- FINISH
- MOSAIC
- SADDLE
- VANITY TOP
- WATERJET

INSTALLATION/MAINTENANCE

SETTING MATERIAL	GROUT	GROUT JOINT	MEMBRANE	CAULK	SEALER	CLEANER	INSTALLATION INSTRUCTIONS	LAYOUT	DRY LAYOUT
Mapei Ultraflex 2 White[1]	Mapei Ultracolor Plus FA[2]	1/16" Min.	Mapei Mapelastic AquaDefense	Mapei Keracaulk Unsanded	AquaMix Grout Release	AquaMix Concentrated Cleaner	TCNA Handbook	No	Highly Recommended

CERAMIC FIELD TILE



4" × 4" × ½"
(0.10764 sf/unit)

Gloss Finish

NOTES

[1] Alternate mortar - Ardex X4 White Tile & Stone Mortar
[2] Alternate grout - Mapei Flexcolor CQ or Ardex FG-C Microtec Unsanded
Tech Notes: Hand-Made Material, Some pitting, crazing, edge-chipping, warpage and variation in edge and thickness may occur.
Plan your layout accordingly. Blend well before install.
Soak tile thoroughly in water 1-2 minutes, shake off excess water, then apply setting material to wall.
Back-butter each individual tile before adhering to wall. Seal after installation.
Blue paint spots result from Zellige's edge trimming process. Remove visible marks with damp cloth prior to install.

Ceramic Matrix
An Architectural Surfaces Company

ZELLIGE

White

Sand

Rose

Sea Spray

Sky Blue

Turmeric


Cumin


Sumac


Coriander


Mediterranean Blue

Ceramic Matrix

An Architectural Surfaces Company