



ENCORE


C E R A M I C S

## CONTENTS

WHO WE ARE	4
CRACKLE PALETTE (C)	8-11
PRECOCIOUS PALETTE (P)	12
SHEER PALETTE (S)	13
MATTE PALETTE (M)	14-16
WASHED MATTE PALETTE (W)	17
GLOSS PALETTE (G)	18
JEWEL PALETTE (J)	19-22
JEWEL MULTI COLOR OPTIONS (J*)	23
QUARTZ PALETTE (Q)	24-25
ALLOY PALETTE (A)	26
DIP PALETTE	27
COLOR BLENDS	28-31
MOSAICS	32-36
FIELD TILE	38-41
DECO FIELD	42-45
PLAQUES	46-47
MOLDINGS	48
LINERS AND FINISHING EDGES	49
DECOS	50
BORDERS	51

ENCORE  
C E R A M I C S

ENCORECERAMICS.COM





## WE ARE DEDICATED TO RESPONSIBLE MANUFACTURING

Our factory is located on the Rogue River in Grants Pass, Oregon.  
The thriving local ecosystem has this river at its foundation  
**and we make sure it stays pristine.**





## WASTE REDUCTION

We have developed steps to collect and recycle all waste clay, glaze, and water until it leaves our building as a finished product.

## CLEANER ENERGY

We get much of our electricity from solar and wind energy allowing us to avoid dangerous CO2 emissions.

## SAFE PRACTICES

We only use natural ingredients in our tile body and glazes that are safe for our artisans. We have also worked hard to create unique equipment and procedures to eliminate repetitive injuries to our employees.

## MADE IN THE USA

We make our tile body and glazes in our factory reducing pollution caused by transporting imported goods. This also enables us to employ local artisans and keep jobs in America.





2x4 and 4x4  
in Cortez and  
Evergreen.



Wave in  
Ocean, Rain  
and Lagoon.



Exeter in Pewter.

# INSPIRING + INNOVATIVE



1x6 Stacked in Brazil.



Arcadia in Eggplant and Amethyst.



Casablanca in Cortez.



Revere in Pewter.

## UNIQUELY DURABLE

Our tile is vitreous and suitable for most installations. Our glazes can be used in the following applications: submerged fountain/pool\*, freeze/thaw, exterior wall, light traffic interior floor, steam/spa\*, and more!

\*excludes Alloy glazes

## TRULY HANDCRAFTED

Each piece is made for you from scratch. Our tiles are truly individual pieces of art. We use unique applications and techniques that showcase the natural character of our clay and glazes - all created by hand for you!




Tripoli in **Springfield** blend.



Wave in Brazil,  
Bermuda and  
Belize.



Cascade in Nutmeg,  
Wine and Sepia.



Revere in Nutmeg.

## CRACKLE PALETTE (c)

A full spectrum of translucent hues.



Windrift



Cirrus



Silver



Storm



Pewter



Sepia



Heliotrope



Eggplant



# CRACKLE PALETTE (C)

Continued.



**Ice**  *Min*  *Min*



**Ecru**  *High*  *Mod*



**Beach**  *Min*  *Mod*



**Truffle**  *Mod*  *Mod*



**Cameo**  *Mod*  *Mod*



**Rosemary**  *Mod*  *Mod*



**Smoke**  *Mod*  *Mod*



**Mint**  *Mod*  *Mod*



**Peridot**  *Mod*  *Mod*



**Waterfall**  *High*  *High*



**Pond**  *High*  *High*



**Clover**  *Mod*  *Mod*



**Maize**  *Mod*  *Mod*



**Harvest**  *Mod*  *Mod*



**Nutmeg**  *Mod*  *Mod*



**Chocolate**  *High*  *High*



Siren in  
Bermuda.

# CRACKLE PALETTE (C) Continued.




**Celery** Mod Mod



**Lagoon** Min Mod



**Belize** High High



**Brazil** Mod High



**Moonlight** Min Min



**Seafoam** Mod Mod



**Cashmere** High Mod



**Stream** High High

# CRACKLE PALETTE (C)

Continued.



**Bermuda**



**Ink**



**Cobalt**



**Bali**



**Denim**



**Indigo**



**Midnight**



**Sky**



**Slate**



**Atlantic**



**Glaze variation is a significant part of creating a gorgeous finished installation.**

Any or all of the range in a single glaze may be present in your order.  
Be sure to communicate the full range description before placing your order.





Picket Medium in Blues.



Lisbon in Blues Multi.

# PRECOCIOUS PALETTE (P)

Vibrant color with dreamy opalescence.



Stunning  High  Mod




Gorgeous  High  High



Imagine  High  High



Dream  High  High



Blues  High  High



Blues Multi  High  High



3x6 Bevel in **Perth** blend.

# SHEER PALETTE (s)

Soft mattes with meandering crazing.



**Platinum** Min Mod



**Pumice** Mod High



**Earl Grey** Mod Mod



**Cinder** High Mod



**Alabaster** Min Min



**Gardenia** Min Min



**Robin's Egg** Mod Mod



**Hydrangea** Mod Min



Circles medium in **Eugene** blend.



Monarch in custom blend.

## MATTE PALETTE (M)

Sumptuous artisan washes.



**Paisley**



**Peat**



**Spruce**



**Ginkgo**



**Pebble**



**Pacific**



**Navy**



**Coal**



# MATTE PALETTE (M)

Continued.



**Bianca** Min Mod



**Cotton** High Mod



**Stratus** Mod High



**Macadamia** Min Mod



**Spice** Min Mod



**Graphite** High Mod



**Carbon** High High



**Iron** Mod Mod



**Oatmeal** High Mod



**Capri** Mod Mod



**Sand** Mod Mod



**Mojave** Mod Mod



**Birch** Mod Mod



**Henna** Min Mod



**Cognac** High Mod



Flight in **Keizer** blend.

# MATTE PALETTE (M)

Continued.



**Heather**  Mod  Mod



**Agave**  High  High



**Kelp**  High  High



**Aloe**  Mod  Mod

**Glaze variation is a significant part of creating a gorgeous finished installation.**  
Any or all of the range in a single glaze may be present in your order.  
*Be sure to communicate the full range description before placing your order.*



Range in **light to dark**  
from minimum to high.



Range in **hue variation**  
from minimum to high.



2x6 in Mirage.

## WASHED MATTE PALETTE (W)

Specialty glazes with high movement.



**Mirage**



**Terra**



**Unforgettable**



**Heron**



Available only on flat field and mosaics.



**Silhouette**



**Vintage**



**Chianti**



**Chic**



# GLOSS PALETTE (G)

Subtle shades that shine.

**Milk**

Min
 Min

**Brie**

Min
 Min

**Fresco**

High
 High

**Quail**

Min
 Mod

**Partridge**

Min
 Mod

**Fig**

Min
 Min

**Fossil**

Min
 Min

**Zephyr**

Mod
 Mod

**Ash**

Min
 Mod

**Titanium**

Min
 Mod

**Ore**

Min
 Min

Glaze variation is a significant part of creating a gorgeous finished installation.  
 Any or all of the range in a single glaze may be present in your order.  
*Be sure to communicate the full range description before placing your order.*

Range in **light to dark**  
 from minimum to high.

Range in **hue variation**  
 from minimum to high.



Grenada in Lava-Wine.

# JEWEL PALETTE (J)

Gems that crackle and sparkle.



Glacier (1)  Mod  Min



Lava (1)  Mod  Mod



Wine (1)  Mod  Mod



Gimlet (1)  Mod  Mod




Martini (3)  Mod  High



Travertine (2)  Mod  Mod



Saturn (4)  High  High



Picket Small in **Andalusia** blend.

# JEWEL PALETTE (J)

Continued.



**Opal (1)**  Mod  Mod



**Cabo (1)**  Mod  Mod



**Baja (1)**  Mod  Mod



**Admiral (1)**  Mod  Mod



**Menta (3)**  Mod  Mod



**Mist (2)**  High  Mod



**Aegean (1)**  Mod  Mod




**Cortez (1)**  Mod  Mod

# JEWEL PALETTE (J)


Continued.



**Dune (3)** Mod Mod




**Autumn (2)** Mod Min



**Garnet (4)** Mod Min



**Port (4)** Mod Min



**Thatch (4)** High High



**Toffee (4)** High High



**Sable (3)** Mod Min



**Marigold (1)** Mod Mod



**Crema (3)** Mod Mod



**Champagne (2)** Mod Mod




**Silk (2)** Mod Mod



**Morel (3)** Mod Min



**Evergreen (1)** Mod Mod



**Shire (1)** Mod Mod



**Eucalyptus (2)** High High



**Linen (3)** Mod High



# JEWEL PALETTE (J) Continued.



Cypress (1)  Mod  Mod



Hickory (1)  Mod  Mod



Sochi (1)  Mod  Mod



Azul (3)  Mod  Min



Cielo (1)  Mod  Mod



Lapis (3)  Mod  Min



Luna (3)  Mod  Mod

# CUSTOM COLOR YOUR TILE:

## JEWEL MULTI COLOR OPTIONS (J\*)

Select your color group, then choose two glaze options to customize your tile.

### GROUP (1) BIANCA BASE GLAZE

Porto is shown in Aegean-Cortez.



Cypress (1)



Gimlet (1)



Glacier (1)



Sochi (1)



Cielo (1)



Opal (1)



Aegean (1)



Cortez (1)



Admiral (1)



Baja (1)



Cabo (1)



Shire (1)



Evergreen (1)



Marigold (1)



Hickory (1)



Wine (1)



Lava (1)

### GROUP (2) CAPRI BASE GLAZE

Porto is shown in Eucalyptus-Travertine.



Eucalyptus (2)



Champagne (2)



Autumn (2)



Travertine (2)



Silk (2)



Mist (2)

### GROUP (3) SAHARA BASE GLAZE

Porto is shown in Menta-Morel.



Menta (3)



Lapis (3)



Azul (3)



Crema (3)



Dune (3)



Sable (3)



Morel (3)



Luna (3)

### GROUP (4) CHIANTI BASE GLAZE

Porto is shown in Port-Garnet.



Saturn (3)



Thatch (3)



Toffee (3)



Garnet (3)



Port (3)



Tamara in Ocean.



Riad in Ocean, Rain and Peacock.


# QUARTZ PALETTE (Q)

Liquid crystal, captured.



Ocean

High High



Peacock

High High



Rain

High Mod



Salt

Mod Mod

Available only on jewel field and mosaics.




Fennel

Mod Mod



Shadow

High High



Balsamic

High High



Casablanca in Neptune.

# QUARTZ PALETTE (Q) Continued.



**Thistle**  High  High



**Amethyst**  High  High



**Neptune**  High  High



**Geode**  High  High



**Morning**  High  Mod



**Meadow**  High  Mod



**Olive**  Mod  Mod



**Emerald**  High  High



Nova in Blacksmith, Nebula and Mercury.

# ALLOY PALETTE (A)

Rich, earthy metallic finishes.



\*Not suitable for pools/spas or anywhere acidic cleaners are used. Available only on flat field and mosaics.



**Bronze**  Mod  Mod



**Blacksmith**  High  High



**Nebula**  High  High



**Mercury**  High  High


**Glaze variation is a significant part of creating a gorgeous finished installation.**  
Any or all of the range in a single glaze may be present in your order.  
*Be sure to communicate the full range description before placing your order.*



Range in **light to dark**  
from minimum to high.



Range in **hue variation**  
from minimum to high.



Hexagon 3.5" in Rodin Cookie dip.

# DIP PALETTE

Unique combinations dipped by hand.



\*Monet, Newman, & Rodin not suitable for pools/spas or anywhere acidic cleaners are used.



Hexagon 3.5" in Monet Kiss dip.



Hexagon 3.5" in Rodin Cookie dip.



Hexagon 6" in Monet Frame dip.



Hexagon 6" in Rodin Kiss dip.

**Glaze variation is a significant part of creating a gorgeous finished installation.**  
Any or all of the range in a single glaze may be present in your order.  
*Be sure to communicate the full range description before placing your order.*



Range in **light to dark**  
from minimum to high.



Range in **hue variation**  
from minimum to high.


# COLOR BLENDS

Choose from these pre-made palettes or customize any color blend.




## BIMINI

Baja  
Bermuda  
Cabo  
Ocean




## CAYMAN

Aegean  
Cortez  
Ink  
Ocean




## TORTUGA

Admiral  
Baja  
Cobalt  
Peacock




## GALAPAGOS

Aegean  
Blues  
Cortez  
Shire




## INVERNESS

Clover  
Emerald  
Evergreen  
Shire



## HILO

Blues  
Cashmere  
Gorgeous  
Indigo  
Ink  
Ocean  
Stream




## RUSSELL

Blues  
Indigo  
Ocean  
Peacock  
Stream




## KONA

Indigo  
Midnight  
Ocean  
Peacock



## NAPLES

Blues  
Cobalt  
Indigo  
Ink  
Midnight



## ROGUE

Blues  
Indigo  
Paisley



Wave in **Russell** blend.


# COLOR BLENDS

Continued.




## NEWPORT

Denim Midnight  
Imagine Slate  
Indigo



## LAKEVIEW

Atlantic Pacific  
Cobalt Blue Everest stone  
Navy



## ROCKAWAY

Cobalt Midnight  
Indigo Peacock  
Ink



## DUNBAR

Admiral  
Azul  
Cielo  
Pacific



## ANDALUSIA

Admiral Marigold  
Aegean Shire  
Cortez Wine  
Evergreen



## ARLINGTON

Agave Lagoon  
Blues Paisley  
Kelp



## SPRINGFIELD

Aloe Kelp  
Agave Rain  
Cashmere



## PORTLAND

Bianca Stream  
Cashmere Lagoon  
Chic



## NEWCASTLE

Cashmere Rain  
Chic Stream  
Ocean



## EUGENE

Agave Peat  
Ginkgo Spruce  
Kelp



Hexagon 2" in **Portland** blend.


# COLOR BLENDS

Continued.




**FALKIRK**

Earl Grey  
Pewter  
Platinum  
Silver  
Shadow




**GLASGOW**

Lava  
Pewter  
Platinum  
Sepia  
Wine



**TROON**

Carbon  
Geode  
Graphite  
Lava  
Pewter




**GLENCOE**

Lava  
Hickory  
Nutmeg  
Sepia  
Wine



**MONTROSE**

Beach  
Dune  
Maize  
Oatmeal  
Travertine  
Truffle



**BRODIE**

Linen  
Hickory  
Martini  
Nutmeg  
Sand



**LAUDER**

Hickory  
Pewter  
Saturn  
Sepia  
Travertine



**SILVERTON**

Graphite  
Kelp  
Pebble  
Spice



**KEIZER**

Agave  
Aloe  
Heather  
Kelp



**MELROSE**




Agave  
Ginkgo  
Lagoon  
Opal



Arcadia in **Silverton** blend. Gibson and field tile in Pebble.

# GRADIENT BLENDS

Wave gradients shown in custom blends. Call for details.





Belvedere in Sochi and Negro stone.

# MOSAICS



York in **Lolland** blend.




Harding in Nebula and Milk.



Zig Zag Offset in Nebula, Blacksmith and Bronze.




Bahia in Blacksmith, Bronze and Bianca.



Nova in Mercury, Nebula and Blacksmith.



Diamond in **Stanfield** blend.




1/2x3 Herringbone in Blacksmith.



Chevron 3" in **Gresham** blend.

# MOSAICS


## Continued.



Chevron 2x6 Vertical in Lava, Wine, Sepia and Pewter.



Pointed Oval with Dimensional in **Seagrass 163** blend.



Grenada in Lava-Wine jewel multi.



Plumage in Calacatta, Milk and Stratus.



Quest in Cirrus.



Nova in Milk, Zephyr, Cotton and Alabaster.



Flight in Cotton, Pebble, Spice and Graphite.



Sublime in **Lexington** blend.



Dots in **Hubbard** blend.



Miramar Dimensional in Milk with Carrara Button.




Exeter in Pewter.



Monarch in **Independence** blend.




## MOSAICS




Arcadia in Eggplant, Amethyst.



1/2 x 3 Herringbone in Heron.




Malaga in Sepia.



Hexagon 3.5" in Eggplant.



Zig Zag Offset in Storm.



Hexagon Skinny in Amethyst and Thistle.



Labyrinth in Oatmeal, Sand and Birch.




Cascade in Neptune.

# MOSAICS

## Continued.



Exeter in Stream.



Addison in Brazil and Fennel.



Circles Medium in **Cayman** blend.



Grenada in Aegean-Cortez jewel multi.



Silvan in Stream.



Cardiff in Kelp and Aegean.



Hexagon 2" in **Portland** blend.



Hexagon Skinny Dimensional in Brazil.



Quest in Stream.



Monarch in **Keizer** blend.



Sublime in **Wheeler** blend.



Cadiz in Cypress-Opal jewel multi.

# MOSAICS

## Continued.



Riad in Ocean, Rain and Peacock.



Seville in Admiral-Baja jewel multi.



Solana in Coal, Pacific and Cotton.




Plumage in Blues, Lagoon, Ocean and Rain.



Tripoli in Azul, Lapis Atlantic and Cobalt.



Matador in Milk, Cobalt.




Hexagon 2" in Atlantic.



Wave in **Bimini** blend.



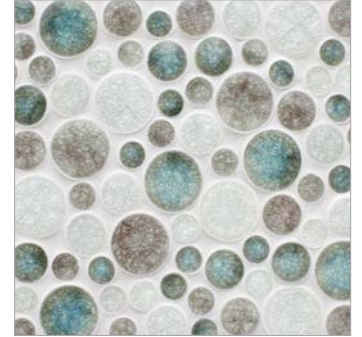
Miramar in Ocean with Alabaster Button.



Bahia in Peacock, Milk, Cobalt.



Juno in Ocean, Stream and Emerald.



Circles Mixed in Ocean, Neptune and Rain.



Mariposa in **Halsey** blend.



Cross and Dot in Cobalt, Milk.




Flame in Ocean, Peacock, Midnight.



Versailles in Ocean.



Bahia in - A1: Bali A2: Midnight B & C: Milk D1: Midnight D2: Bali.



1x1 in custom gradient blend.



Cascade in Ocean, Peacock and Salt.



1x1 in Montauk blend with Anticipation in Blues multi.



Catalina in Pebble.



Chevron 4x10 in Lagoon and Stream.


## FIELD TILE



Catalina in Atlantic.  
(G, M, C, S)




Coronado in Kelp.  
(G, M, C, S)



Siren in Bermuda.  
(G, M, C, S)



Chevron 4x10 in Stream.  
(G, M, C, S)



Dunham in Carbon.  
(G, M, C, S)




Rhombus 3x7 in Dream.  
(G, M, C, S)



## FIELD TILE

Continued.



# FIELD TILE


Continued.



2x2 in Ocean.  
(G, M, C, S, P, J, Q, A, AB)



2x4 in Baja.  
(G, M, C, S, P, J, Q, A, AB)



2x6 in Blues.  
(G, M, C, S, P, J, Q, A, AB)



2x8 in Mirage.  
(G, M, C, S, P, A, AB)



3x3 in Imagine.  
(G, M, C, J, Q, S, A, AB)



3x4 in Aloe.  
(G, M, C, S, P)



3x6 Bevel in Chic.  
(G, M, S)



3x8 in Storm.  
(G, M, C, S, P, A, AB)

## YOUR KEY TO COLOR

Listed under each piece are letters (G, M, C, P, J, Q, S, A, AB) representing the glaze palettes that are available to pair with that piece.

(G) Glosses (M) Mattes (C) Crackles (P) Precocious (J) Jewel (Q) Quartz (S) Sheers (A) Alloy (AB) Alloy Bronze

# FIELD TILE


Continued.



2x8 in Indigo.



4x4 in Ocean.



4x4 in Dream.  
(G, M, C, S, P, J, Q, A, AB)



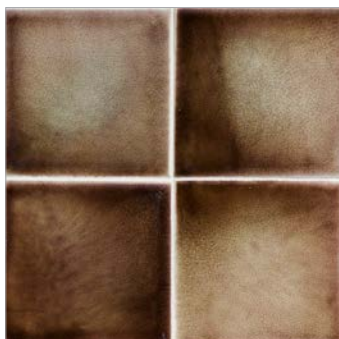
4x6 in Pebble.  
(G, M, C, S, P)



4x8 in Stunning.  
(G, M, C, S, P, A, AB)




4x10 Bevel in Vintage.  
(G, M, S)



6x6 in Chocolate.  
(G, M, C, S, P)




6x8 in Ecru.  
(G, M, C, S, P)



Whitman in Brazil.

## DECO FIELD


Motifs worth repeating.



Whitman in Belize.  
(G, M, C, S)



Casablanca in Ocean.  
(G, M, C, J, Q, S)



Manarola in Brazil.  
(G, M, C, J\*\*, Q, S)



Palma in Brazil.  
(G, M, C, S)

## YOUR KEY TO COLOR

Listed under each piece are letters (G, M, C, P, J\*\*, Q, S) representing the glaze palettes that are available to pair with that piece.

(G) Glosses (M) Mattes (C) Crackles (P) Precocious (J) Jewels (J\*) Jewel Multi (Q) Quartz (S) Sheers



Astor in Cirrus.

# **DECO FIELD** Continued.



Porto in Pewter.  
(G, M, C, J\*, Q, S)



Astor in Cirrus.  
(G, M, C, S)



Revere in Sepia.  
(G, C)



Emerson in Silver.  
(G, M, C, S)

## **YOUR KEY TO COLOR**

Listed under each piece are letters (G, M, C, P, J\*\*, Q, S) representing the glaze palettes that are available to pair with that piece.

(G) Glosses (M) Mattes (C) Crackles (P) Precocious (J) Jewels (J\*) Jewel Multi (Q) Quartz (S) Sheers



Eliot 2x8 in Cobalt.



Maverick in Pewter.

## DECO FIELD

Continued.




Wyndam in Fig.  
(G, M, C, S)



Zamora in Hydrangea.  
(G, M, C, S)




Maverick in Pewter.  
(G, M, C, S)



Eliot 2x6 in Cobalt.  
(G, M, C, S)



Eliot 2x8 in Slate.  
(G, M, C, S)



Eliot 3x8 in Denim.  
(G, M, C, S)



Eliot 4x10 in Bali.  
(G, M, C, S)



Tamara in Bianca and Gimlet.



Anticipation in Dune-Menta jewel multi.

# **DECO FIELD** Continued



Browning in Cirrus.  
(G, M, C, S)



Anticipation in Gimlet-Glacier  
jewel multi.  
(G, M, C, P, J\*, Q, S)



Lisbon in Truffle.  
(G, M, C, P, J\*, Q, S)



Tamara in Bianca and Gimlet.  
(G, M, C, J, Q, S)

## **YOUR KEY TO COLOR**

Listed under each piece are letters (G, M, C, P, J\*\*, Q, S) representing the glaze palettes that are available to pair with that piece.

(G) Glosses (M) Mattes (C) Crackles (P) Precocious (J) Jewels (J\*) Jewel Multi (Q) Quartz (S) Sheers



Grace, Destiny and Joy in Emerald. 6x6, 2x6, 1x1 and Charisma in Silhouette.

# PLAQUES

Find your focal point.



Compassion, 1x6 and Turin in Peacock.  
13" x 13" (Compassion only)  
(G, M, C, P, J\*\*, Q, S)



Compassion in Gimlet. Charisma in Bianca.  
13" x 13" (Compassion only)  
(G, M, C, P, J\*\*, Q, S)

## YOUR KEY TO COLOR

Listed under each piece are letters (G, M, C, P, J\*\*, Q, S) representing the glaze palettes that are available to pair with that piece.

(G) Glosses (M) Mattes (C) Crackles (P) Precocious (J) Jewels (J\*) Jewel Multi (Q) Quartz (S) Sheers

# PLAQUES

Continued.



Grace Corners 4 piece set in Thistle.  
17 1/2" x 17 1/2"  
(G, M, C, P, J\*\*, Q, S)



Grace 6 piece set in Amethyst.  
17 1/2" x 26"  
(G, M, C, P, J\*\*, Q, S)



Grace Flower *sold individually* in Carbon.  
8 3/4" x 8 3/4"  
(G, M, C, P, J\*\*, Q, S)



Grace 9 Piece Set in Gimlet.  
26" x 26"  
(G, M, C, P, J\*\*, Q, S)

## YOUR KEY TO COLOR

Listed under each piece are letters (G, M, C, P, J\*\*, Q, S) representing the glaze palettes that are available to pair with that piece.

(G) Glosses (M) Mattes (C) Crackles (P) Precocious (J) Jewels (J\*) Jewel Multi (Q) Quartz (S) Sheers

# MOLDINGS

## Motifs that stand the test of time.

Shown in Capri.



POSITANO  
1 1/2 x 6 3/8  
(G, M, C, P, J, Q, S)



ESSENCE  
2 x 6 3/8  
(G, M, C, P, S)



ESSENCE ARCHED OUT  
6 1/8" Outside Width  
5 5/8" Inside Width  
20" to 23 1/4" Outside Radius  
18" to 21" Inside Radius  
(G, M, C, P, S)



ESSENCE ARCHED IN  
6 1/8" Outside Width  
5 5/8" Inside Width  
20" to 23 1/4" Outside Radius  
18" to 21" Inside Radius  
(G, M, C, P, S)



CHARISMA  
2 1/4 x 6 3/8  
(G, M, C, P, S)



CHARISMA ARCHED OUT  
6 1/8" Outside Width  
5 1/2" Inside Width  
20 1/4" to 23 1/2" Outside Radius  
18" to 21" Inside Radius  
(G, M, C, P, S)



SURPRISE  
3/4 x 6 3/8  
(G, M, C, P, S)



LANDON  
1 x 8 5/8  
(G, M, C, P, S)



GIBSON  
2 1/16 x 8 9/16  
(G, M, C, P, S)



ECSTASY  
3 1/8 x 8 3/8  
(G, M, C, P, S)



ECSTASY ARCHED OUT  
8 1/4" Outside Width  
7 1/8" Inside Width  
29" to 32" Outside Radius  
26" to 29" Inside Radius  
(G, M, C, P, S)



WISDOM  
5 x 9 1/4  
(G, M, C, S)



TURIN  
2 1/8 x 6 3/8  
(G, M, C, P, J, Q, S)



VENEZIA  
2 1/2 x 8 3/8  
(G, M, C, P, J, Q, S)



STROMBOLI  
4 1/4 x 8 3/8  
(G, M, C, P, J, Q, S)



HARMONY  
4 1/4 x 8 3/8  
(G, M, C, P, S)



WESTON  
6 1/8 x 8 5/8  
(G, M, C, P, S)

## YOUR KEY TO COLOR

Listed under each piece are letters (G, M, C, P, J\*, Q, S) representing the glaze palettes that are available to pair with that piece.

(G) Glosses (M) Mattes (C) Crackles (P) Precocious (J) Jewels (J\*) Jewel Multi (Q) Quartz (S) Sheers



Gibson, Landon, Quarter Round Mini and 3x8 in Storm.

## LINERS AND FINISHING EDGES

Motifs that stand the test of time.

Shown in Silver.



**QUARTER ROUND MINI**  
1/4" x 6 1/2"  
(G, M, C, P, S)



**QUARTER ROUND**  
1 1/8" x 6 3/8"  
(G, M, C, P, S)



**BEAK**  
1" x 1"  
(G, M, C, P, S)



**FINISHING EDGE 1x6**  
1" x 6 3/8"  
(G, M, C, P, S)



**PALERMO**  
1 1/8 x 6 3/8  
(G, M, C, P, J\*, Q, S)



**SARDINIA**  
1/2 x 6 3/8  
(G, M, C, P, J, S)



**ASSISI**  
1/2 x 6 1/2  
(G, M, C, P, J, Q, S)



**MAGIC**  
1/2 x 6 3/8  
(G, M, C, P, S)



**PEACE**  
1/2 x 6 3/8  
(G, M, C, P, J, S)



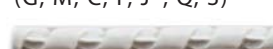
**BENTON**  
1/2 x 6 1/2  
(G, M, C, P, S)



**HADLEY**  
1/2 x 6 3/8  
(G, M, C, P, S)



**CORTONA**  
1 x 6 3/4  
(G, M, C, P, J\*, Q, S)



**JOY**  
1/2 x 6 3/8  
(G, M, C, P, J, S)



**LARKIN**  
5/8 x 8 5/8  
(G, M, C, P, S)



**BYRON**  
1/2 x 8 5/8  
(G, M, C, P, S)



**MELVILLE**  
1 x 8 5/8  
(G, M, C, P, S)

# DECOS

Motifs that stand the test of time.

Shown in Silver.



**KENT**  
1 x 1  
(G, M, C, P, S)



**BEAUTY**  
2 1/8 x 2 1/8  
(G, M, C, P, J, S)



**LIGURIA**  
3 1/8 x 3 1/8  
(G, M, C, P, J, Q, S)



**ENCHANTMENT**  
6 3/8 x 6 3/8  
(G, M, C, P, J\*\*, S)



**NORMANDY**  
1 x 1  
(G, M, C, P, S)



**ETON**  
2 1/8 x 2 1/8  
(G, M, C, P, S)



**VERONA**  
3 1/8 x 3 1/8  
(G, M, C, P, J\*, Q, S)



**SANTO FICO**  
6 3/8 x 6 3/8  
(G, M, C, P, J\*, Q, S)



**INTEGRITY**  
3cm x 3cm  
(G, M, C, P, S)



**HARVARD**  
2 1/8 x 2 1/8  
(G, M, C, P, S)



**GENOA**  
4 1/4 x 4 1/4  
(G, M, C, P, J\*, Q, S)



**PURITY**  
3cm x 3cm  
(G, M, C, P, S)



**ARNO PLANT-ON**  
2 5/8 x 2 5/8  
(G, M, C, P, J\*, Q, S)



**PASSION**  
4 1/4 x 4 1/4  
(G, M, C, P, J\*, Q, S)



**TRUST**  
3 5/8 x 7  
(G, M, C, P, J, S)



**BERGAMO**  
2 1/8 x 2 1/8  
(G, M, C, P, J\*, Q, S)



**ETNA PLANT-ON**  
3 1/4 x 3 1/4  
(G, M, C, P, J\*, Q, S)



**LAZIO**  
4 1/4 x 4 1/4  
(G, M, C, J\*\*, Q, S)



**PISA**  
2 1/8 x 2 1/8  
(G, M, C, P, J, Q, S)

## YOUR KEY TO COLOR

Listed under each piece are letters (G, M, C, P, J\*\*, Q, S) representing the glaze palettes that are available to pair with that piece.

(G) Glosses (M) Mattes (C) Crackles (P) Precocious (J) Jewels (J\*\*) Jewel Multi (Q) Quartz (S) Sheers

# BORDERS

Motifs that stand the test of time.

Shown in Silver.



ADVENTURE  
2 1/8 x 8 3/8  
(G, M, C, P, J, S)



OVATION  
3 1/4 x 9 3/8  
(G, M, C, J\*, Q, S)



SPLENDOR  
2 1/8 x 9 1/4  
(G, M, C, P, J, Q, S)



PRATO  
2 1/8 x 8 1/2  
(G, M, C, P, J\*\*, Q, S)



FIRENZE  
4 1/4 x 9 1/4  
(G, M, C, P, J\*\*, Q, S)



CORSICA  
3 1/8 x 9 7/8  
(G, M, C, P, J\*\*, Q, S)



BOHEMIA  
3 1/8 x 8 3/8  
(G, M, C, P, J, Q, S)



BLISS  
4 x 10 1/2  
(G, M, C, P, J, Q, S)



DESTINY  
5 x 10 1/2  
(G, M, C, P, J, Q, S)



LIBERTY  
4 1/4 x 8 3/8  
(G, M, C, P, J, Q, S)



BRONTE  
3 3/4 x 9 1/8  
(G, M, C, S)



FERRARA  
6 3/8 x 8 1/2  
(G, M, C, P, J\*\*, Q, S)



UMBRIA  
3 1/8 x 8 1/2  
(G, M, C, P, J, Q, S)

## YOUR KEY TO COLOR

Listed under each piece are letters (G, M, C, P, J\*\*, Q, S) representing the glaze palettes that are available to pair with that piece.

(G) Glosses (M) Mattes (C) Crackles (P) Precocious (J) Jewels (J\*) Jewel Multi (Q) Quartz (S) Sheers

## TECHNICAL INFORMATION

*The information below is for general overview only. Any specific questions should be addressed through your showroom.*

### 1. Applications

Our ceramic tile is vitreous and frost resistant. It is suitable for indoor and outdoor applications including areas that experience freeze/thaw conditions, water applications (baths, pools\*, spas\*, saunas, steam rooms, fountains, and showers), fireplaces and light traffic floors. Both residential and commercial uses are acceptable. Our social media accounts offer beautiful examples of installations for inspiration. Look for us on Facebook, Instagram, Houzz, Pinterest, and Twitter. **\*Due to sensitivity to acidity, Alloy glazes, Rodin, Monet, & Newman are not recommended for pools or spas.**

### 2. Variation and Range

Our glazes are designed to reflect our hand application which causes them to vary from batch to batch and tile to tile. Glaze variation is both expected and appreciated as it is a significant part of creating a gorgeous, finished installation. **This variation is achieved in two ways** 1) All glazes are hand applied by artisans. 2) All glazes are made of natural materials which may shift in intensity or hue much like natural stone. Many of our colors contain multiple applications of different glazes creating a series of complex reactions we call the “party in the kiln.” You should expect to get **ANY or ALL** range in an order. Reference samples may not reflect the full range. Please refer to multiple samples as well as the range guides and photos on our website when working with a showroom.

### 3. Inquiries and Orders

We value the established relationships with our dealer network and do not sell directly. Showrooms have invested a lot of time and money in selling Encore and we protect those relationships. Please contact your local showroom with any questions or for ordering information.

### 4. Lead Times

All products are made to order - including Quick Ship. Lead times fluctuate throughout the year based on current orders and order size. Most of our orders ship on or before the target ship date, but due to the nature of handmade ceramics we cannot guarantee dates. Lead times do not account for shipping time. Contact your local showroom for current lead times.

### 5. Returns and Cancellations

Since all products are made to order – including Quick Ship, there are **NO RETURNS OR CANCELLATIONS**.

### 6. Photo Disclaimer

We have included photographs of glaze range and finished installations to inspire you in your design process. However, printed photographs are inadequate to fully communicate the visual and tactile aspects of our products. Do not order based on photos alone and always obtain current samples before placing your order.

### 7. Stone Disclaimer

Stone is a natural material and varies in appearance, hue, texture, and thickness between suppliers and current lots. We cannot use stone supplied by you. Encore Ceramics does not recommend the use of stone in submerged water applications.

### 8. Gradient Disclaimer

Because of the special attention and care we put into each gradient blend order, design work will begin immediately and cannot be cancelled once started. As with all Encore orders, there are **NO RETURNS** on gradient blends.

### 9. Sealer

We recommend that you seal your tile to increase the ease of installation and ongoing maintenance. SEALING IS CRITICAL FOR CRACKLE AND SHEER GLAZES to protect your tile from materials that may stain. Sealing other glazes can also protect the finish by filling microscopic pores that may otherwise trap discoloring materials. We’ve found that oil-based penetrating sealants offer the best protection against stains, but if your installer has another preference, any kind of ceramic sealant is safe to use with our product. No matter what kind of sealant you use, just make sure to follow the manufacturer’s instructions. We recommend sealing your tile before grouting to prevent the grout from seeping into any cracks or pores in the surface of the glaze and creating a haze. We also recommend sealing after grouting to protect your grout from stains as well. Many sealants are suitable for sealing both ceramic products and grout.

### 10. Cleaning

We recommend wiping your tile clean as needed with a non-abrasive pH-neutral soap, such as diluted dish soap. Prolonged contact with acidic materials can eat away at the tile sealant or the grout between tiles. Our product testing hasn’t shown for certain that strong acid will damage our tiles, but many strong chemicals can have an effect on ceramic and stone over time. Because of that, we recommend diluting some cleaning materials like muriatic acid, which is typically in line with the acid manufacturers’ usage instructions. If you can find pH-neutral cleaning products that will do the job for you, we always recommend using those as often as possible. **\*DO NOT use acidic cleaners on Alloy glazes or on Dipped colorways containing Alloys.**

## FAQ'S ON INSTALLATION, SEALING & MAINTENANCE

### **Q: Do I need to seal my tile?**

A: We recommend that you seal your tile to increase the ease of installation and ongoing maintenance. SEALING IS CRITICAL FOR CRACKLE AND SHEER GLAZES to protect your tile from materials that may stain. Sealing matte glazes can also protect the finish by filling microscopic pores that may otherwise trap discoloring materials.

### **Q: What kind of sealant should I use?**

A: We've found that oil-based penetrating sealants offer the best protection against stains. If your installer has another preference, don't worry; any kind of ceramic sealant is safe to use with our product. No matter what kind of sealant you use, just make sure to follow the manufacturer's instructions for maintenance and resealing.

### **Q: When should I seal my tile?**

A: We recommend sealing your tile before grouting to prevent the grout from seeping into any cracks or pores in the surface of the glaze and creating a haze.

We also recommend sealing after grouting to protect your grout from stains as well. Many sealants are suitable for sealing both ceramic products and grout.

### **Q: Do I need to reseal my tile?**

A: You should always follow the sealant manufacturer's instructions for resealing and maintenance.

### **Q: What kind of grout should I use?**

A: Grout is really a matter of personal preference because any grout will work with our product. We make our grouted sample boards with sanded grout in neutral colors because we like the aesthetic, but feel free to mix it up! There are all kinds of elements that can affect your grout selection, including cabinet and paint color, flooring, and plumbing fixtures, so you will be able to make the best decision because you have the best understanding of how the room fits together. Your installer, your designer, or your local hardware store will also have some great recommendations for grout.

### **Q: Are your products safe for pools?**

A: Absolutely! Our tiles are vitreous, which means that they are waterproof and can withstand freeze/thaw conditions, so they are perfectly protected against any kind of weather.

### **Q: How do I clean my tile?**

A: We recommend wiping your tile clean as needed with a non-abrasive pH-neutral soap, such as diluted dish soap. Stronger chemical cleaners won't damage our tile, but they may eat away at the sealant or grout.

### **Q: Are acidic pool cleaners safe for your tile?**

A: Occasional contact with acidic products should be okay. Prolonged contact with acidic materials can eat away at the tile sealant or the grout between tiles. Our product testing hasn't shown for certain that strong acid will damage our tiles, but many strong chemicals can have an effect on ceramic and stone over time. Because of that, we recommend diluting some cleaning materials like muriatic acid, which is typically in line with the acid manufacturers' usage instructions. If you can find pH-neutral cleaning products that will do the job for you, we always recommend using those as often as possible.

