

INDUSTRIAL

Made in fine porcelain stoneware, Industrial stands out for its wide range of colors, modular sizes, thickness and finish options, effective and attractive in any architectural context.

Also, the innovative sizes of the Magnum Oversize design let you have a brand new idea of space to clearly highlight the inspiring matrix interpreted with modern simplicity and linear imposition.

The proposed decorative system defines balanced compositions of eye-catching organic shapes where the fragmentation of the material becomes an element of creative expression.




Moka and Ivory




Ceramic Matrix

www.ceramicmatrix.com


INDUSTRIAL COLOR OPTIONS




IVORY



MOKA




PLOMB



SAGE



STEEL



TAUPE

APPLICATIONS								ATTRIBUTES
Exterior Cladding	Exterior Pavers	Interior Walls	Interior Floors	Exterior Floor	Exterior Wall	Wet Areas (vertical only)	Counter Top	DCOF
Yes, non-freeze thaw	Yes	Yes	Yes	Yes, non-freeze thaw	Yes, non-freeze thaw	Yes	Yes	> 0.42 wet MATTE

AVAILABLE SIZES		
Thickness: 6mm	Thickness: 10mm	Thickness: 20mm
63" x 126"	32" x 32"	24" x 24"
63" x 63"	24" x 48"	
48" x 111"	24" x 24"	
48" x 95"	16" x 32"	
48" x 48"	12" x 24"	
32" x 32"	1 1/8" x 1 1/8" Mosaic	
24" x 48"	63" x 63" Puzzle Decor	

AVAILABLE FINISHES		
Thickness: 6mm	Thickness: 10mm	Thickness: 20mm
Matte R+ptv	Matte Bush-hammered Soft	Bush-hammered

