


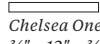


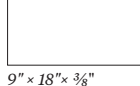
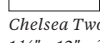






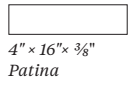


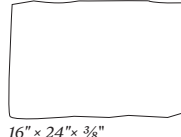
BIANCO CARRARA

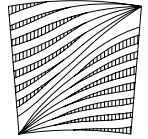



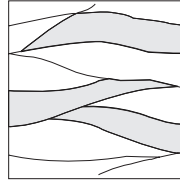

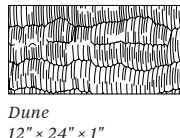







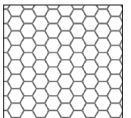





Bianco Carrara, Michelangelo's material of choice, is your classic veined white marble. A sculptor's starting block and builder's foundation, this marble conjures up centuries of history and use. Originating from Italy's Carrara region, its cool-white coloring can be seen from a distance covering the mountains (easily mistaken for snow-capped peaks). Produced from one of the oldest working quarries, Bianco Carrara meets the needs of traditional to contemporary design. Our versatile, ultimate classic.








PICTURED: BIANCO CARRARA FIELD TILE & ZIVA LOTUS


BIANCO CARRARA

FIELD	MOLDING
 3" x 6" x 3/8" Polished & Honed	 Chelsea One 3/4" x 12" x 3/4" Polished & Honed
 4" Hexagon 4" x 4" x 3/8" High Honed	 Opus One 1/2" x 12" x 3/4" Polished
 9" x 18" x 3/8" Textura	 Chelsea Two 1 1/4" x 12" x 3/4" Polished
 12" x 24" x 3/8" Polished & Honed	 Opus Three 1 7/8" x 12" x 1/2" Polished
 18" x 18" x 3/8" Polished & Honed	 Opus Five 4 7/8" x 12" x 3/8" Polished
 18" x 18" x 3/8" Roman Antiqued Straight Edge	
 18" x 18" x 3/8" Roman Antiqued Chiselled Edge	
 4" x 16" x 3/8" Patina	
 24" x 24" x 3/8" Polished & Honed	
 18" x 36" x 3/8" Polished	
 16" x 24" x 3/8" Roman Antiqued Chiselled Edge	

CARVED / DIMENSIONAL	MOSAIC
 Grayson 22 15/16" x 21 3/8" x 11/16" Mixed Finish	 5/8" Straight Joint (1.00 sf) Polished & Honed
 Ziva Lotus 16" x 16" x 3/8" Mixed Finish	 1 1/4" Straight Joint (1.00 sf) Polished
 Ambra 24" x 24" x 3/8" Mixed Finish	 1 1/4" Broken Joint (1.00 sf) Polished
 Dune 12" x 24" x 1" Mixed Finish	 Roman Brick (0.87 sf) Polished & Honed
 Canopy 16" x 16" x 3/8" Mixed Finish	 1 x 3 Chevron (0.82 sf) Polished
 Beveled Field ¹ 9" x 18" x 3/8" Polished	 Basketweave (1.00 sf) Polished
 Pannelli 12" x 24" x 3/8" Textured	 Studs (1.03 sf) Polished
	 1 1/4" Hexagon (0.96 sf) Polished & Honed
	 Etoile (0.95 sf) Polished
	 Foliage Grande (1.11 sf) Polished
	 Textura Chevron (0.69 sf) Mixed Finish
	 Textura Hexagon (0.97 sf) Mixed Finish
	 Whirlwind (1.18 sf) Polished

APPLICATIONS								VARIATION				TAILORED TO CUSTOMIZATION ³	
INTERIOR FLOOR	INTERIOR WALL	SHOWER WALL	SHOWER FLOOR	EXTERIOR FLOOR	EXTERIOR WALL	POOL/ FOUNTAIN	COUNTER TOP	V1	V2	V3	V4	CARPET CUTTING	FIELD
Medium Traffic Commercial ²	All	Yes, including steam	Yes ²	No	Yes, non-freeze thaw	No	Yes					FINISH	MOSAIC
												SADDLE	VANITY TOP
												WATERJET	

INSTALLATION/MAINTENANCE									
SETTING MATERIAL	GROUT	GROUT JOINT	MEMBRANE	CAULK	SEALER	CLEANER	INSTALLATION INSTRUCTIONS	LAYOUT	DRY LAYOUT
Mapei Kerabond/ Keralastic White ⁴	Mapei Keracolor Unsanded ⁵	See Notes Below ⁶	Mapei Mapelastac AquaDefense	Mapei Keracaulk Unsanded ⁷	AquaMix Sealer's Choice Gold ⁸	AquaMix Concentrated Stone & Tile Cleaner	See Notes Below ⁹	As established on sheets	Recommended

AVAILABLE SLAB SIZES

SLAB 3/4" (2 cm) Polished & Honed 1 1/4" (3 cm) Polished

NOTES
¹ Material has wide range, must do dry layout before installing.
² Carved/Dimensional - wall applications only.
³ Saddle & Vanity Top - Slab
⁴ Alternate mortar - Mapei Granirapid System White
⁵ Alternate grout - Mapei Ultracolor Plus Sanded
⁶ Field - 1/16". Mosaics & waterjet - As established on sheets. Carved/Dimensional & Slab - 1/8" minimum.
⁷ Alternate caulk - Mapei Keracaulk Sanded
⁸ Carved/Dimensional - Do not use color enhancer.
⁹ For field tile and mosaics use TCNA Handbook, for 18 x 36 field tile & slab use MIA DSDM.