


## GEMSTONE COLLECTION



Rose Quartz - Polished



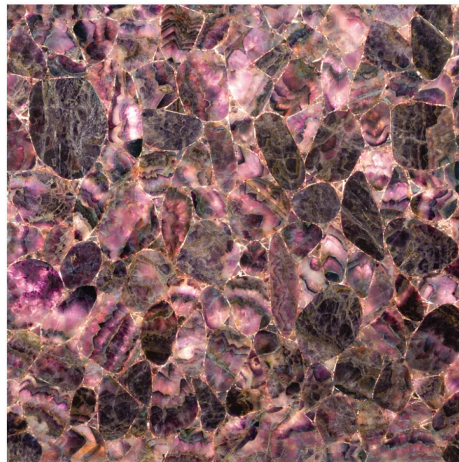
White Quartz - Polished




Smokey Quartz - Polished



Natural Agate - Polished



Amethyst - Polished




Blue Agate - Polished

APPLICATIONS							
INTERIOR FLOOR	INTERIOR WALL	SHOWER WALL	SHOWER FLOOR	EXTERIOR FLOOR	EXTERIOR WALL	POOL/FOUNTAIN	COUNTER TOP
Heavy Traffic Residential	All	Yes, including steam	No	No	No	No	Yes

VARIATION			
V1	V2	V3	V4

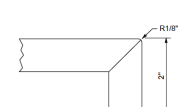
INSTALLATION/MAINTENANCE									
SETTING MATERIAL	GROUT	GROUT JOINT	MEMBRANE	CAULK	SEALER*	CLEANER	INSTALLATION INSTRUCTIONS	LAYOUT	DRY LAYOUT
Mapei Kerapoxy 410	Mapei Keracolor Unsanded	1/8" minimum	Mapei Mapelastic AquaDefense	Mapei Keracaulk Unsanded	Not Required	AquaMix Concentrated Stone & Tile Cleaner	MIA DSDM	No	Required

### SLAB



3/4" (2CM)  
Unfinished Edge  
Polished

Full size: 56 3/4" x 114" x 3/4" (2cm)  
Half size: 28 3/8" x 114" x 3/4" (2cm)



Mitered Apron Detail

### NOTES

Slab edges are not suitable for profiling. A mitered apron is recommended, as shown to right.

Interior use only, resins may yellow if exposed to direct sunlight.

Fabrication Notes: Gemstone is fabricated using granite tools and methods.

- Granite cutting disk as a speed of 1-ft/minute.
- Polish edges beginning with diamond tools and progressing to polishing paper. Begin with 60-grit and progress to 6000-grit for maximum shine.
- Tenax super marble glue is to be used for seams and adhering mitered edges and laminates.
- Tec 7 Super 7 silicone is recommended for adhering sinks.

Do not store singly on A-frames. Gemstone slabs must be backed by other slab materials for storage.