


## LAUREN HARPER *for* ARTISTIC TILE

### AGATE



White Gloss

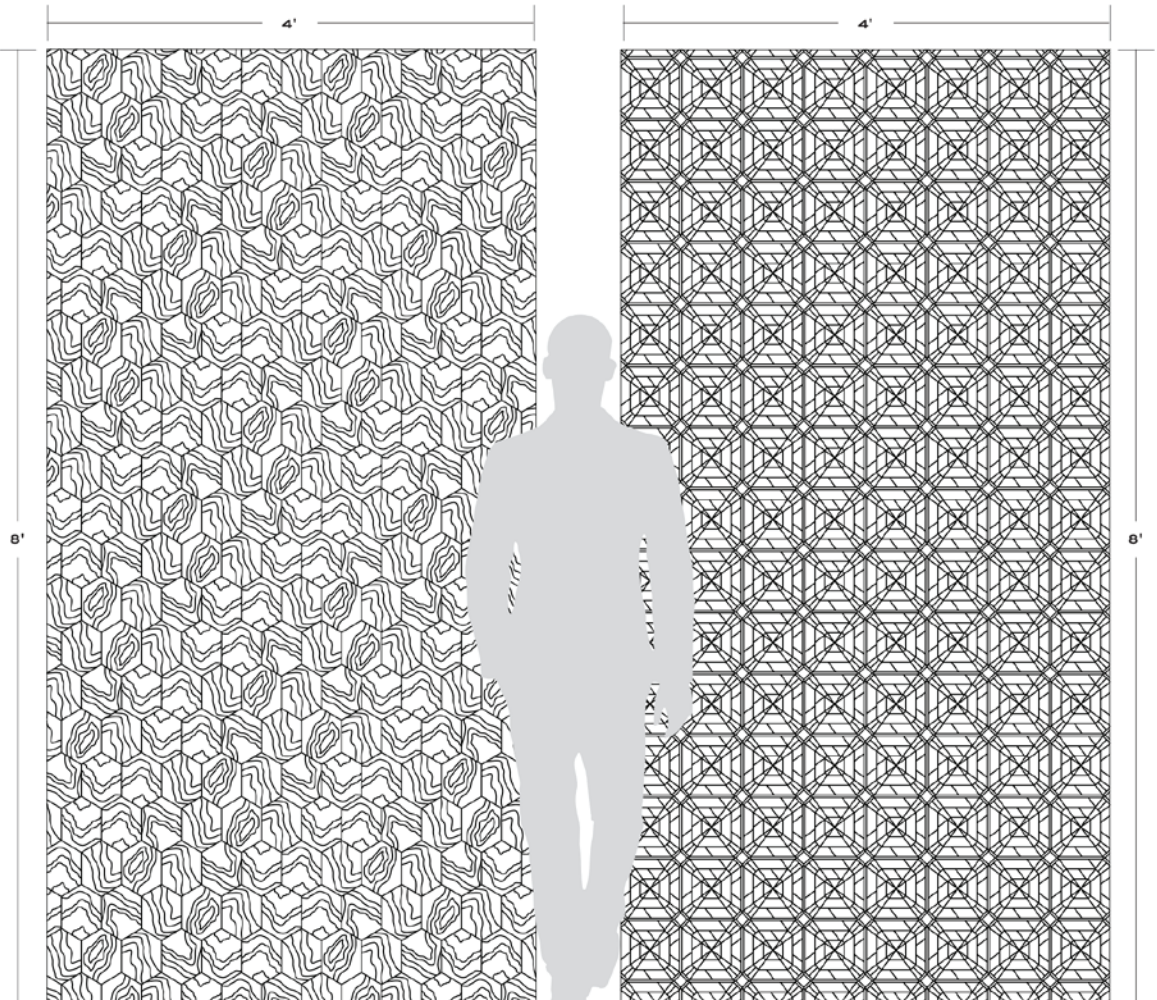


Lilac Gloss

### ASSCHER




White Gloss




APPLICATIONS								VARIATION			
INTERIOR FLOOR	INTERIOR WALL	SHOWER WALL	SHOWER FLOOR	EXTERIOR FLOOR	EXTERIOR WALL	POOL/ FOUNTAIN	COUNTER TOP	V1	V2	V3	V4
Light Traffic Residential	All	Yes, including steam	No	No	No	No	No				

INSTALLATION/MAINTENANCE									
SETTING MATERIAL	GROUT	GROUT JOINT	MEMBRANE	CAULK	SEALER	CLEANER	INSTALLATION INSTRUCTIONS	LAYOUT	DRY LAYOUT
Mapei Adesilex P10/Keraply White <sup>1</sup>	Mapei Keracolor Unsanded <sup>2</sup>	As established on sheets	Mapei Mapelastic AquaDefense	Mapei Keracaulk Unsanded	No	AquaMix Concentrated Stone & Tile Cleaner	A.T. Guidelines	No	Required

### MOSAICS



AGATE  
(0.71 sf/unit)  
Mesh mounted interlocking sheet



ASSCHER  
(1.00 sf/unit)  
Mesh mounted interlocking sheet

### NOTES

<sup>1</sup> Alternate mortar - Mapei Kerabond/Keralastic, Mapei Granirapid System & Ardex X77  
Ardex X77 - Not suitable for metallic colorways or submerged applications

<sup>2</sup> Alternate grout - Mapei Ultracolor Plus Sanded or Ardex FG-C Unsanded

Tech Note: Grout joint between mosaic sheets should be the same as joints within the sheets. Particular attention should be paid to the joints between sheets - adjusting individual pieces if necessary to produce a 'seamless' installation. Final appearance of installation will be influenced by choice of grout color. Mockup to confirm grout color selection highly recommended.